

What did Alabama do right?

Alabama scores highly on Grid Preparedness and fairly high on Mobility. It has no restrictions on drone usage and allows commercial usage of autonomous vehicles.

What can Alabama do better?

The state could introduce further reforms to its tort system and implement a more business-friendly tax structure. Currently, it imposes a relatively high state tax burden, with an average combined state and local sales tax rate of 9.29%.

	Grid Preparedness:	A
	Telehealth:	B
	Tort Reform:	D
	Mobility:	B+
	Blockchain:	B+
	Data Privacy:	B+
	Manufacturing:	B-
	Entrepreneurial & Small Business Activity:	C+
	Skilled Workforce:	C
	Broadband:	C+
	Taxes:	C

Areas of Innovation

CTA's Innovation Scorecard is formulated using a range of complementary factors that indicates how strongly a state supports innovation. These factors may relate to the regulation of newer mobility tech, data privacy rights, ease of doing business or infrastructure that support technological innovation.



Blockchain

Cryptocurrencies, virtual currency and blockchains are incorporated into statutory definitions of monetary value. There are no restrictions on cryptocurrency mining.



Data Privacy

Alabama has legal frameworks in place to protect sensitive and biometric data, including the 2018 Data Breach Notification Act.



Grid Preparedness

The state produces more energy than it consumes, and ranks 14th nationwide for total energy production.



Mobility

Alabama has no enacted policy limiting drone usage, and allows commercial usage of autonomous vehicles.

About the Scorecard

CTA's 2025 U.S. Innovation Scorecard grades every state on 11 quantitative and qualitative criteria that measure how well it fosters innovation. Each state ranks in one of four tiers: Innovation Champions excel in almost all areas, followed by Innovation Leaders, which earn high scores in most. Innovation Adopters promote innovation in some areas but not others. Finally, Modest Innovators may support innovation in one or more areas, but they show the greatest room for improvement. Learn more about the Scorecard and its methodology on the web at cta.tech/scorecard.

About Consumer Technology Association (CTA)®

As North America's largest technology trade association, CTA® is the tech sector. Our members are the world's leading innovators — from startups to global brands — helping support more than 18 million American jobs. CTA owns and produces CES® — the most powerful tech event in the world. Find us at [CTA.tech](https://cta.tech). Follow us [@CTATech](https://twitter.com/CTATech).

Contact

 scorecard@cta.tech

 [@CTATech](https://twitter.com/CTATech)

 [Consumer Technology Association](https://www.linkedin.com/company/consumer-technology-association)

 [@ConsumerTechnologyAssociation](https://www.facebook.com/ConsumerTechnologyAssociation)

What did Alaska do right?

Alaska has comprehensive Telehealth policies, and performs strongly on Taxes. It has the third-best overall tax system nationally, with the joint-lowest individual income tax rate in the U.S.

What can Alaska do better?

The state scores poorly on Mobility, with no enacted policy to support autonomous vehicle development. It also ranks low on Broadband, with relatively slow connection speeds.

	Grid Preparedness:	B
	Telehealth:	A
	Tort Reform:	B-
	Mobility:	F
	Blockchain:	C+
	Data Privacy:	B
	Manufacturing:	B
	Entrepreneurial & Small Business Activity:	D+
	Skilled Workforce:	C
	Broadband:	D+
	Taxes:	A

Areas of Innovation

CTA's Innovation Scorecard is formulated using a range of complementary factors that indicates how strongly a state supports innovation. These factors may relate to the regulation of newer mobility tech, data privacy rights, ease of doing business or infrastructure that support technological innovation.



Data Privacy

Alaska has legal frameworks in place to protect sensitive and biometric data, including the Alaska Personal Information Protection Act (APIPA), which governs data breach notifications.



Grid Preparedness

The state produces the 13th-highest amount of energy in the U.S.



Taxes

Alaska has a tax-friendly consumer environment, with the joint-lowest individual income tax rate in the U.S., and the fifth-lowest sales tax rate.



Telehealth

Alaska has strong telehealth policies, ensuring broad reimbursement options for remote healthcare services, including live video, audio-only, and asynchronous resources.

About the Scorecard

CTA's 2025 U.S. Innovation Scorecard grades every state on 11 quantitative and qualitative criteria that measure how well it fosters innovation. Each state ranks in one of four tiers: Innovation Champions excel in almost all areas, followed by Innovation Leaders, which earn high scores in most. Innovation Adopters promote innovation in some areas but not others. Finally, Modest Innovators may support innovation in one or more areas, but they show the greatest room for improvement. Learn more about the Scorecard and its methodology on the web at cta.tech/scorecard.

About About Consumer Technology Association (CTA)®

As North America's largest technology trade association, CTA® is the tech sector. Our members are the world's leading innovators — from startups to global brands — helping support more than 18 million American jobs. CTA owns and produces CES® — the most powerful tech event in the world. Find us at [CTA.tech](https://cta.tech). Follow us [@CTATech](https://twitter.com/CTATech).

Contact



scorecard@cta.tech



[@CTATech](https://twitter.com/CTATech)



[Consumer Technology Association](https://www.consumer-technology.com)



[@ConsumerTechnologyAssociation](https://www.facebook.com/ConsumerTechnologyAssociation)



What did Arizona do right?

Arizona scores highly for Telehealth, having adopted comprehensive policies to facilitate remote healthcare. It also scores well for Data Privacy and Tort Reform.



What can Arizona do better?

The state scores relatively poorly on Mobility, with drone usage limited. Arizona also has a relatively low manufacturing output compared to other states.



	Grid Preparedness:	C+
	Telehealth:	A
	Tort Reform:	B+
	Mobility:	C-
	Blockchain:	C+
	Data Privacy:	B+
	Manufacturing:	C
	Entrepreneurial & Small Business Activity:	B
	Skilled Workforce:	B
	Broadband:	B
	Taxes:	B

Areas of Innovation

CTA's Innovation Scorecard is formulated using a range of complementary factors that indicates how strongly a state supports innovation. These factors may relate to the regulation of newer mobility tech, data privacy rights, ease of doing business or infrastructure that support technological innovation.



Data Privacy

Arizona has legal frameworks in place to protect sensitive and biometric data.



Taxes

The state performs reasonably well on Taxes, ranking 15th overall and second nationally for unemployment insurance taxes. It also ranks eighth for Individual Taxes.



Telehealth

Arizona has strong telehealth policies, ensuring comprehensive reimbursement options for remote healthcare services.



Tort Reform

Arizona has implemented reasonable tort reform measures, including several policies that provide a balance between consumer protections and limiting excessive litigation.

About the Scorecard

CTA's 2025 U.S. Innovation Scorecard grades every state on 11 quantitative and qualitative criteria that measure how well it fosters innovation. Each state ranks in one of four tiers: Innovation Champions excel in almost all areas, followed by Innovation Leaders, which earn high scores in most. Innovation Adopters promote innovation in some areas but not others. Finally, Modest Innovators may support innovation in one or more areas, but they show the greatest room for improvement. Learn more about the Scorecard and its methodology on the web at cta.tech/scorecard.

About About Consumer Technology Association (CTA)®

As North America's largest technology trade association, CTA® is the tech sector. Our members are the world's leading innovators — from startups to global brands — helping support more than 18 million American jobs. CTA owns and produces CES® — the most powerful tech event in the world. Find us at [CTA.tech](https://cta.tech). Follow us [@CTATech](https://twitter.com/CTATech).

Contact



scorecard@cta.tech



[@CTATech](https://twitter.com/CTATech)



[Consumer Technology Association](https://www.linkedin.com/company/consumer-technology-association)



[@ConsumerTechnologyAssociation](https://www.facebook.com/ConsumerTechnologyAssociation)

What did Arkansas do right?

Arkansas scores well for Tort Reform, and its measures grant broad anti-SLAPP protections. The state also scores comparatively well on Data Privacy and Grid Preparedness.

What can Arkansas do better?

The state scores poorly on Mobility, only allowing testing to support autonomous vehicle development. Arkansas also ranks low on Broadband, with relatively slow connection speeds.

	Grid Preparedness:	B+
	Telehealth:	B
	Tort Reform:	A
	Mobility:	D
	Blockchain:	B-
	Data Privacy:	B+
	Manufacturing:	C+
	Entrepreneurial & Small Business Activity:	C+
	Skilled Workforce:	B
	Broadband:	C-
	Taxes:	C

Areas of Innovation

CTA's Innovation Scorecard is formulated using a range of complementary factors that indicates how strongly a state supports innovation. These factors may relate to the regulation of newer mobility tech, data privacy rights, ease of doing business or infrastructure that support technological innovation.



Data Privacy

Arkansas has legal frameworks in place to protect sensitive and biometric data, such as the Arkansas Personal Information Protection Act.



Grid Preparedness

Arkansas has the third-cheapest electricity prices in the U.S., falling 6.8% between September 2023 and 2024.



Telehealth

Arkansas has strong telehealth policies, ensuring reimbursement options for remote healthcare services, such as remote patient monitoring and audio-only services.



Tort Reform

Arkansas has implemented robust tort reform measures, including comprehensive anti-SLAPP legislation.


About the Scorecard

CTA's 2025 U.S. Innovation Scorecard grades every state on 11 quantitative and qualitative criteria that measure how well it fosters innovation. Each state ranks in one of four tiers: Innovation Champions excel in almost all areas, followed by Innovation Leaders, which earn high scores in most. Innovation Adopters promote innovation in some areas but not others. Finally, Modest Innovators may support innovation in one or more areas, but they show the greatest room for improvement. Learn more about the Scorecard and its methodology on the web at cta.tech/scorecard.

About About Consumer Technology Association (CTA)[®]

As North America's largest technology trade association, CTA[®] is the tech sector. Our members are the world's leading innovators — from startups to global brands — helping support more than 18 million American jobs. CTA owns and produces CES[®] — the most powerful tech event in the world. Find us at [CTA.tech](https://cta.tech). Follow us [@CTATech](https://twitter.com/CTATech).

Contact

 scorecard@cta.tech

 [@CTATech](https://twitter.com/CTATech)

 [Consumer Technology Association](https://www.linkedin.com/company/consumer-technology-association)

 [@ConsumerTechnologyAssociation](https://www.facebook.com/ConsumerTechnologyAssociation)



What did California do right?

California scores well for Telehealth, Entrepreneurial & Small Business Activity, and Broadband. The state received the highest total amount of VC and R&D investments nationwide.



What can California do better?

The state scores poorly on Data Privacy, with multiple entities enforcing short curing periods for data privacy enforcement. There are also few exemptions to enforcement. Taxes in California are relatively high, with the state ranking 48th nationally.



Grid Preparedness:

D-



Telehealth:

A



Tort Reform:

B-



Mobility:

D



Blockchain:

B+



Data Privacy:

F



Manufacturing:

C



Entrepreneurial & Small Business Activity:

A



Skilled Workforce:

B



Broadband:

A-



Taxes:

D-

Areas of Innovation

CTA's Innovation Scorecard is formulated using a range of complementary factors that indicates how strongly a state supports innovation. These factors may relate to the regulation of newer mobility tech, data privacy rights, ease of doing business or infrastructure that support technological innovation.



Blockchain

California has incorporated cryptocurrencies, virtual currency and blockchains into statutory definitions of monetary value. It also has no restrictions on cryptocurrency mining.



Broadband

The state enjoys the tenth-fastest fixed broadband speed and the 13th-fastest mobile data speed nationwide.



Entrepreneurial & Small Business Activity

California received the highest levels of VC and R&D investment nationwide, as well as the highest number of new business applications between 2018 and 2023.



Telehealth

California has extensive telehealth policies, ensuring comprehensive reimbursement options for remote healthcare services.

About the Scorecard

CTA's 2025 U.S. Innovation Scorecard grades every state on 11 quantitative and qualitative criteria that measure how well it fosters innovation. Each state ranks in one of four tiers: Innovation Champions excel in almost all areas, followed by Innovation Leaders, which earn high scores in most. Innovation Adopters promote innovation in some areas but not others. Finally, Modest Innovators may support innovation in one or more areas, but they show the greatest room for improvement. Learn more about the Scorecard and its methodology on the web at cta.tech/scorecard.

About About Consumer Technology Association (CTA)®

As North America's largest technology trade association, CTA® is the tech sector. Our members are the world's leading innovators — from startups to global brands — helping support more than 18 million American jobs. CTA owns and produces CES® — the most powerful tech event in the world. Find us at [CTA.tech](https://cta.tech). Follow us [@CTATech](https://twitter.com/CTATech).

Contact

 scorecard@cta.tech

 [@CTATech](https://twitter.com/CTATech)

 [Consumer Technology Association](https://www.linkedin.com/company/consumer-technology-association)

 [@ConsumerTechnologyAssociation](https://www.facebook.com/ConsumerTechnologyAssociation)



What did Colorado do right?

Colorado scores well for Telehealth, Entrepreneurial & Small Business Activity, and Skilled Workforce. The state has above the national average of technology jobs, and 18% of its workforce has an advanced degree.

What can Colorado do better?

The state scores poorly on Data Privacy, with short curing periods for data privacy enforcement. There are also few exemptions to enforcement. Colorado could improve its manufacturing sector, currently scoring below the national average on manufacturing production.

	Grid Preparedness:	C+
	Telehealth:	A
	Tort Reform:	B
	Mobility:	C+
	Blockchain:	C+
	Data Privacy:	D-
	Manufacturing:	D+
	Entrepreneurial & Small Business Activity:	B+
	Skilled Workforce:	A-
	Broadband:	B
	Taxes:	B-



Areas of Innovation

CTA’s Innovation Scorecard is formulated using a range of complementary factors that indicates how strongly a state supports innovation. These factors may relate to the regulation of newer mobility tech, data privacy rights, ease of doing business or infrastructure that support technological innovation.



Broadband

The state received a higher than average combined score, and produced above average mobile download speeds.



Entrepreneurial & Small Business Activity

Colorado received the sixth-highest amount of VC investment per capita between 2018-2023, and the 12th-highest net number of jobs created.



Skilled Workforce

Colorado has the third-highest rate of tech jobs per 1000 people nationally as well as the joint-sixth highest percentage of the population with advanced degrees at 18.1%.



Telehealth

Colorado has extensive telehealth policies, ensuring comprehensive reimbursement options for remote healthcare services.

About the Scorecard

CTA’s 2025 U.S. Innovation Scorecard grades every state on 11 quantitative and qualitative criteria that measure how well it fosters innovation. Each state ranks in one of four tiers: Innovation Champions excel in almost all areas, followed by Innovation Leaders, which earn high scores in most. Innovation Adopters promote innovation in some areas but not others. Finally, Modest Innovators may support innovation in one or more areas, but they show the greatest room for improvement. Learn more about the Scorecard and its methodology on the web at cta.tech/scorecard.

About About Consumer Technology Association (CTA)®

As North America’s largest technology trade association, CTA® is the tech sector. Our members are the world’s leading innovators — from startups to global brands — helping support more than 18 million American jobs. CTA owns and produces CES® — the most powerful tech event in the world. Find us at [CTA.tech](https://cta.tech). Follow us [@CTATech](https://twitter.com/CTATech).

Contact



scorecard@cta.tech



[@CTATech](https://twitter.com/CTATech)



[Consumer Technology Association](https://www.linkedin.com/company/consumer-technology-association)



[@ConsumerTechnologyAssociation](https://www.facebook.com/ConsumerTechnologyAssociation)

What did Connecticut do right?

Connecticut scores fairly high in Broadband with very high median download speeds and high median upload speeds. It also scores high in Data Privacy scores owing to fairly comprehensive policies.

What can Connecticut do better?

The state could improve its electricity rates, having seen a year-on-year increase of 5% to its electricity costs. The state also scores relatively low in Mobility and Taxes, where it scores the fourth lowest compared to other states.

	Grid Preparedness:	D-
	Telehealth:	C
	Tort Reform:	B-
	Mobility:	D
	Blockchain:	C+
	Data Privacy:	B+
	Manufacturing:	C+
	Entrepreneurial & Small Business Activity:	B
	Skilled Workforce:	B
	Broadband:	B+
	Taxes:	D

Areas of Innovation

CTA's Innovation Scorecard is formulated using a range of complementary factors that indicates how strongly a state supports innovation. These factors may relate to the regulation of newer mobility tech, data privacy rights, ease of doing business or infrastructure that support technological innovation.



Broadband

Connecticut enjoys faster than average connection speeds, including ranking second for fixed download speeds and 16th for upload speeds.



Data Privacy

The state has enacted data rights legislation which solidifies privacy obligations for businesses.



Entrepreneurial & Small Business Activity:

Connecticut ranks sixth for VC and seventh for overall R&D investment per capita.



Skilled Workforce

Connecticut has the third-highest percentage of the population with advanced degrees in the U.S., at 19%.

About the Scorecard

CTA's 2025 U.S. Innovation Scorecard grades every state on 11 quantitative and qualitative criteria that measure how well it fosters innovation. Each state ranks in one of four tiers: Innovation Champions excel in almost all areas, followed by Innovation Leaders, which earn high scores in most. Innovation Adopters promote innovation in some areas but not others. Finally, Modest Innovators may support innovation in one or more areas, but they show the greatest room for improvement. Learn more about the Scorecard and its methodology on the web at cta.tech/scorecard.

About About Consumer Technology Association (CTA)®

As North America's largest technology trade association, CTA® is the tech sector. Our members are the world's leading innovators — from startups to global brands — helping support more than 18 million American jobs. CTA owns and produces CES® — the most powerful tech event in the world. Find us at [CTA.tech](https://cta.tech). Follow us [@CTATech](https://twitter.com/CTATech).

Contact

 scorecard@cta.tech

 [@CTATech](https://twitter.com/CTATech)

 [Consumer Technology Association](https://www.linkedin.com/company/consumer-technology-association)

 [@ConsumerTechnologyAssociation](https://www.facebook.com/ConsumerTechnologyAssociation)



What did Delaware do right?

Delaware scores highly for Entrepreneurial & Small Business Activity, Telehealth, and Broadband infrastructure. It has high VC investment rates and fast internet speeds.



What can Delaware do better?

The state scores poorly for Tort Reform and Mobility. It has no statutes to allow autonomous vehicle activity, and relatively weak anti-SLAPP protections.



Grid Preparedness:

C+



Telehealth:

A



Tort Reform:

F



Mobility:

F



Blockchain:

C+



Data Privacy:

C+



Manufacturing:

B+



Entrepreneurial & Small Business Activity:

A+



Skilled Workforce:

B-



Broadband:

A-



Taxes:

B

Areas of Innovation

CTA's Innovation Scorecard is formulated using a range of complementary factors that indicates how strongly a state supports innovation. These factors may relate to the regulation of newer mobility tech, data privacy rights, ease of doing business or infrastructure that support technological innovation.



Broadband

The state enjoys the fourth-highest median download speeds for fixed connections nationwide.



Entrepreneurial & Small Business Activity

The state has the joint-highest VC investment per capita in the country, as well as the fifth-highest rate of R&D investment per capita.



Manufacturing

Delaware boasted a 29% increase in the size of its manufacturing workforce since 2021, the third highest increase nationally.



Telehealth

Delaware has comprehensive reimbursement options for remote healthcare services.

About the Scorecard

CTA's 2025 U.S. Innovation Scorecard grades every state on 11 quantitative and qualitative criteria that measure how well it fosters innovation. Each state ranks in one of four tiers: Innovation Champions excel in almost all areas, followed by Innovation Leaders, which earn high scores in most. Innovation Adopters promote innovation in some areas but not others. Finally, Modest Innovators may support innovation in one or more areas, but they show the greatest room for improvement. Learn more about the Scorecard and its methodology on the web at cta.tech/scorecard.

About About Consumer Technology Association (CTA)®

As North America's largest technology trade association, CTA® is the tech sector. Our members are the world's leading innovators — from startups to global brands — helping support more than 18 million American jobs. CTA owns and produces CES® — the most powerful tech event in the world. Find us at [CTA.tech](https://cta.tech). Follow us [@CTATech](https://twitter.com/CTATech).

Contact



scorecard@cta.tech



[@CTATech](https://twitter.com/CTATech)



[Consumer Technology Association](https://www.linkedin.com/company/consumer-technology-association)



[@ConsumerTechnologyAssociation](https://www.facebook.com/ConsumerTechnologyAssociation)

FLORIDA



Innovation Leader

U.S. Innovation Scorecard 2025



What did Florida do right?

Florida scores highly for Taxes, with no state income tax and a lower than average sales tax rate. It also scores well for its Blockchain and Broadband sectors.



What can Florida do better?

The state scores poorly for Manufacturing and Telehealth. It provides reimbursement for only a limited range of telehealth services.

	Grid Preparedness:	C+
	Telehealth:	C
	Tort Reform:	C+
	Mobility:	B
	Blockchain:	C+
	Data Privacy:	B
	Manufacturing:	C
	Entrepreneurial & Small Business Activity:	B
	Skilled Workforce:	C+
	Broadband:	B+
	Taxes:	A



Areas of Innovation

CTA's Innovation Scorecard is formulated using a range of complementary factors that indicates how strongly a state supports innovation. These factors may relate to the regulation of newer mobility tech, data privacy rights, ease of doing business or infrastructure that support technological innovation.



Broadband

The state enjoys the third-highest median download speeds for fixed connections nationwide.



Entrepreneurial & Small Business Activity

Florida produced the second highest rate of net job creation between Q4 2018 and Q3 2023. It also received the third highest number of new business applications.



Mobility

Florida has no restrictions on autonomous vehicles, and has enacted anti-trespassing laws for drone usage.



Taxes

Florida has no state income tax, a lower than average state sales tax, and the fourth-best tax climate nationwide for businesses.

About the Scorecard

CTA's 2025 U.S. Innovation Scorecard grades every state on 11 quantitative and qualitative criteria that measure how well it fosters innovation. Each state ranks in one of four tiers: Innovation Champions excel in almost all areas, followed by Innovation Leaders, which earn high scores in most. Innovation Adopters promote innovation in some areas but not others. Finally, Modest Innovators may support innovation in one or more areas, but they show the greatest room for improvement. Learn more about the Scorecard and its methodology on the web at cta.tech/scorecard.

About About Consumer Technology Association (CTA)®

As North America's largest technology trade association, CTA® is the tech sector. Our members are the world's leading innovators — from startups to global brands — helping support more than 18 million American jobs. CTA owns and produces CES® — the most powerful tech event in the world. Find us at [CTA.tech](https://cta.tech). Follow us [@CTATech](https://twitter.com/CTATech).

Contact

scorecard@cta.tech

[@CTATech](https://twitter.com/CTATech)

[Consumer Technology Association](https://www.linkedin.com/company/consumer-technology-association)

[@ConsumerTechnologyAssociation](https://www.facebook.com/ConsumerTechnologyAssociation)



What did Georgia do right?

Georgia scores highly for Manufacturing, with 9.9% of its GDP stemming from the sector. It also scores well for Blockchain and Tort Reform, with strong anti-SLAPP measures.

What can Georgia do better?

The state scores relatively poorly for Broadband and Taxes, with slower than average mobile and fixed connection speeds and a relatively high property tax burden.

	Grid Preparedness:	B-
	Telehealth:	B
	Tort Reform:	B+
	Mobility:	B
	Blockchain:	B+
	Data Privacy:	B
	Manufacturing:	A+
	Entrepreneurial & Small Business Activity:	B
	Skilled Workforce:	B
	Broadband:	B-
	Taxes:	B-



Areas of Innovation

CTA's Innovation Scorecard is formulated using a range of complementary factors that indicates how strongly a state supports innovation. These factors may relate to the regulation of newer mobility tech, data privacy rights, ease of doing business or infrastructure that support technological innovation.



Blockchain

Cryptocurrencies, virtual currency and blockchains are incorporated into statutory definitions of monetary value. There are no restrictions on cryptocurrency mining.



Manufacturing

Over 400,000 people are employed in Georgia's manufacturing sector, which is home to over 8000 manufacturing companies.



Telehealth

Georgia has broad telehealth policies, ensuring reimbursement options for a range of remote healthcare services.



Tort Reform

The state scores highly for protections of covered speech, with robust anti-SLAPP mechanisms.

About the Scorecard

CTA's 2025 U.S. Innovation Scorecard grades every state on 11 quantitative and qualitative criteria that measure how well it fosters innovation. Each state ranks in one of four tiers: Innovation Champions excel in almost all areas, followed by Innovation Leaders, which earn high scores in most. Innovation Adopters promote innovation in some areas but not others. Finally, Modest Innovators may support innovation in one or more areas, but they show the greatest room for improvement. Learn more about the Scorecard and its methodology on the web at cta.tech/scorecard.

About Consumer Technology Association (CTA)®

As North America's largest technology trade association, CTA® is the tech sector. Our members are the world's leading innovators — from startups to global brands — helping support more than 18 million American jobs. CTA owns and produces CES® — the most powerful tech event in the world. Find us at [CTA.tech](https://cta.tech). Follow us [@CTATech](https://twitter.com/CTATech).

Contact



scorecard@cta.tech



[@CTATech](https://twitter.com/CTATech)



[Consumer Technology Association](https://www.consumer-technology.com)



[@ConsumerTechnologyAssociation](https://www.facebook.com/ConsumerTechnologyAssociation)



What did Hawaii do right?

Hawaii scores well for Tort Reform, including comprehensive anti-SLAPP protections. It also received a good Broadband grade, assisted by above-average fixed connection speeds.



What can Hawaii do better?

The state scores poorly for Mobility and Entrepreneurial & Small Business Activity. Hawaii has no statute permitting autonomous vehicles on roads and it recorded negative job growth rates over the past five years.



Grid Preparedness:

C+



Telehealth:

B



Tort Reform:

A-



Mobility:

F



Blockchain:

C+



Data Privacy:

B



Manufacturing:

B-



Entrepreneurial & Small Business Activity:

F



Skilled Workforce:

C-



Broadband:

B+



Taxes:

C-

Areas of Innovation

CTA's Innovation Scorecard is formulated using a range of complementary factors that indicates how strongly a state supports innovation. These factors may relate to the regulation of newer mobility tech, data privacy rights, ease of doing business or infrastructure that support technological innovation.



Broadband

Hawaii ranks 13th in the U.S. for fixed broadband speeds. It also has above average mobile upload speeds.



Manufacturing

Hawaii has experienced a growth rate of 6.25% in manufacturing contributions to its GDP since 2021.



Telehealth

Hawaii provides access to reimbursement for most forms of remote healthcare services.



Tort Reform

In 2022, Hawaii introduced a reformed anti-SLAPP statute that provides comprehensive protections.


About the Scorecard

CTA's 2025 U.S. Innovation Scorecard grades every state on 11 quantitative and qualitative criteria that measure how well it fosters innovation. Each state ranks in one of four tiers: Innovation Champions excel in almost all areas, followed by Innovation Leaders, which earn high scores in most. Innovation Adopters promote innovation in some areas but not others. Finally, Modest Innovators may support innovation in one or more areas, but they show the greatest room for improvement. Learn more about the Scorecard and its methodology on the web at cta.tech/scorecard.

About Consumer Technology Association (CTA)[®]

As North America's largest technology trade association, CTA[®] is the tech sector. Our members are the world's leading innovators — from startups to global brands — helping support more than 18 million American jobs. CTA owns and produces CES[®] — the most powerful tech event in the world. Find us at [CTA.tech](https://cta.tech). Follow us [@CTATech](https://twitter.com/CTATech).

Contact

 scorecard@cta.tech

 [@CTATech](https://twitter.com/CTATech)

 [Consumer Technology Association](https://www.linkedin.com/company/consumer-technology-association)

 [@ConsumerTechnologyAssociation](https://www.facebook.com/ConsumerTechnologyAssociation)



What did Idaho do right?

Idaho scores well for Entrepreneurial & Small Business Activity, with the highest net job creation rate in the U.S. per 1000 people over the past five years.

What can Idaho do better?

The state scores poorly for Mobility and Broadband. It has no statute that allows autonomous vehicles and has the fifth-slowest fixed broadband download speeds nationwide. It also does not incorporate cryptocurrency as having monetary value in its statutory definitions.

	Grid Preparedness:	B
	Telehealth:	B
	Tort Reform:	C+
	Mobility:	F
	Blockchain:	D+
	Data Privacy:	B
	Manufacturing:	C+
	Entrepreneurial & Small Business Activity:	B+
	Skilled Workforce:	C-
	Broadband:	C
	Taxes:	B

Areas of Innovation

CTA's Innovation Scorecard is formulated using a range of complementary factors that indicates how strongly a state supports innovation. These factors may relate to the regulation of newer mobility tech, data privacy rights, ease of doing business or infrastructure that support technological innovation.



Entrepreneurial & Small Business Activity

Idaho has the highest rate of net jobs created in the U.S. per 1000 people, and the ninth-highest new business formation rate.



Grid Preparedness

Idaho enjoys some of the cheapest electricity rates in the country.



Taxes

The state ranks 11th overall for its tax structure. It additionally ranks third for property taxes and ninth for sales taxes.



Telehealth

Idaho grants access to reimbursement opportunities for most forms of remote healthcare services.

About the Scorecard

CTA's 2025 U.S. Innovation Scorecard grades every state on 11 quantitative and qualitative criteria that measure how well it fosters innovation. Each state ranks in one of four tiers: Innovation Champions excel in almost all areas, followed by Innovation Leaders, which earn high scores in most. Innovation Adopters promote innovation in some areas but not others. Finally, Modest Innovators may support innovation in one or more areas, but they show the greatest room for improvement. Learn more about the Scorecard and its methodology on the web at cta.tech/scorecard.

About About Consumer Technology Association (CTA)®

As North America's largest technology trade association, CTA® is the tech sector. Our members are the world's leading innovators — from startups to global brands — helping support more than 18 million American jobs. CTA owns and produces CES® — the most powerful tech event in the world. Find us at [CTA.tech](https://cta.tech). Follow us [@CTATech](https://twitter.com/CTATech).

Contact



scorecard@cta.tech



[@CTATech](https://twitter.com/CTATech)



[Consumer Technology Association](https://www.linkedin.com/company/consumer-technology-association)



[@ConsumerTechnologyAssociation](https://www.facebook.com/ConsumerTechnologyAssociation)



What did Illinois do right?

Illinois scores well for Telehealth, as well as Broadband and Data Privacy. These scores are boosted by comprehensive remote healthcare options, robust data privacy protections and the fastest median mobile internet download speeds in the U.S.



What can Illinois do better?

The state scores relatively poorly for Mobility, with restrictions on drone use. Illinois could also improve its Tort Reform score by lowering its tort burden per household which is currently above the national average.

	Grid Preparedness:	B
	Telehealth:	A
	Tort Reform:	C+
	Mobility:	C-
	Blockchain:	C+
	Data Privacy:	B+
	Manufacturing:	C+
	Entrepreneurial & Small Business Activity:	B-
	Skilled Workforce:	B
	Broadband:	B+
	Taxes:	C+

Areas of Innovation

CTA's Innovation Scorecard is formulated using a range of complementary factors that indicates how strongly a state supports innovation. These factors may relate to the regulation of newer mobility tech, data privacy rights, ease of doing business or infrastructure that support technological innovation.



Broadband

Illinois has the fastest median mobile internet download speeds in the U.S.



Data Privacy

Illinois has legal frameworks in place to protect sensitive and biometric data, such as the Personal Information Protection Act.



Grid Preparedness

The state contributes above the national average production share of electricity, and its consumption rates are below the national average.



Telehealth

Illinois has extensive telehealth policies, ensuring comprehensive reimbursement options for remote healthcare services.

About the Scorecard

CTA's 2025 U.S. Innovation Scorecard grades every state on 11 quantitative and qualitative criteria that measure how well it fosters innovation. Each state ranks in one of four tiers: Innovation Champions excel in almost all areas, followed by Innovation Leaders, which earn high scores in most. Innovation Adopters promote innovation in some areas but not others. Finally, Modest Innovators may support innovation in one or more areas, but they show the greatest room for improvement. Learn more about the Scorecard and its methodology on the web at cta.tech/scorecard.

About Consumer Technology Association (CTA)[®]

As North America's largest technology trade association, CTA[®] is the tech sector. Our members are the world's leading innovators — from startups to global brands — helping support more than 18 million American jobs. CTA owns and produces CES[®] — the most powerful tech event in the world. Find us at [CTA.tech](https://cta.tech). Follow us [@CTAtech](https://twitter.com/CTAtech).

Contact

 scorecard@cta.tech

 [@CTAtech](https://twitter.com/CTAtech)

 [Consumer Technology Association](https://www.linkedin.com/company/consumer-technology-association)

 [@ConsumerTechnologyAssociation](https://www.facebook.com/ConsumerTechnologyAssociation)

INDIANA



Innovation Leader

U.S. Innovation Scorecard 2025



What did Indiana do right?

Indiana scores well for Tort Reform, having comprehensive anti-SLAPP legislation and protections, as well as a low tort burden per household. It also scores well for Data Privacy.



What can Indiana do better?

The state scores poorly for Mobility, with no legislation covering autonomous vehicles use and some limitations on drone activity.



Grid Preparedness:

B-



Telehealth:

B



Tort Reform:

A+



Mobility:

F



Blockchain:

C+



Data Privacy:

A-



Manufacturing:

B-



Entrepreneurial & Small Business Activity:

B-



Skilled Workforce:

B-



Broadband:

B-



Taxes:

B



Areas of Innovation

CTA's Innovation Scorecard is formulated using a range of complementary factors that indicates how strongly a state supports innovation. These factors may relate to the regulation of newer mobility tech, data privacy rights, ease of doing business or infrastructure that support technological innovation.



Data Privacy

Indiana has comprehensive consumer rights and sensitive data legislation, allowing consumers control over their data.



Taxes

Indiana's tax system ranks 10th overall, and has low, single-rate state income taxes. It also has one of the most efficient property tax systems in the nation.



Telehealth

Indiana has strong telehealth policies, ensuring reimbursement options for remote healthcare services, such as remote patient monitoring and audio-only services.



Tort Reform

Indiana has several liability laws, and very comprehensive anti-SLAPP legislation.

About the Scorecard

CTA's 2025 U.S. Innovation Scorecard grades every state on 11 quantitative and qualitative criteria that measure how well it fosters innovation. Each state ranks in one of four tiers: Innovation Champions excel in almost all areas, followed by Innovation Leaders, which earn high scores in most. Innovation Adopters promote innovation in some areas but not others. Finally, Modest Innovators may support innovation in one or more areas, but they show the greatest room for improvement. Learn more about the Scorecard and its methodology on the web at cta.tech/scorecard.

About About Consumer Technology Association (CTA)®

As North America's largest technology trade association, CTA® is the tech sector. Our members are the world's leading innovators — from startups to global brands — helping support more than 18 million American jobs. CTA owns and produces CES® — the most powerful tech event in the world. Find us at [CTA.tech](https://cta.tech). Follow us [@CTATech](https://twitter.com/CTATech).

Contact



scorecard@cta.tech



[@CTATech](https://twitter.com/CTATech)



[Consumer Technology Association](https://www.linkedin.com/company/consumer-technology-association)



[@ConsumerTechnologyAssociation](https://www.facebook.com/ConsumerTechnologyAssociation)



What did Iowa do right?

Iowa ranks highly for Telehealth, with comprehensive remote healthcare options available. It also scores well on Data Privacy, Manufacturing and Skilled Workforce.



What can Iowa do better?

The state scores relatively poorly for Blockchain and Entrepreneurial & Small Business Activity. It has not incorporated cryptocurrency, virtual currency, or blockchain into statutory definitions of monetary value, money, or money transmitters.



Grid Preparedness:

C+



Telehealth:

A



Tort Reform:

B-



Mobility:

B



Blockchain:

C+



Data Privacy:

B+



Manufacturing:

B+



Entrepreneurial & Small Business Activity:

C-



Skilled Workforce:

B+



Broadband:

B-



Taxes:

B



Areas of Innovation

CTA's Innovation Scorecard is formulated using a range of complementary factors that indicates how strongly a state supports innovation. These factors may relate to the regulation of newer mobility tech, data privacy rights, ease of doing business or infrastructure that support technological innovation.



Data Privacy

Iowa has comprehensive consumer rights and sensitive data legislation, allowing consumers control over their data. This includes the 2025 Iowa Consumer Data Protection Act.



Manufacturing

Manufacturing accounts for 17.2% of Iowa's GDP, with machinery as the state's largest export, valued at \$10 billion in 2023.



Skilled Workforce

Iowa has strong right-to-work legislation, and the eighth-highest apprentice graduates per 1000 people.



Telehealth

Iowa has extensive telehealth policies, ensuring comprehensive reimbursement options for remote healthcare services.

About the Scorecard

CTA's 2025 U.S. Innovation Scorecard grades every state on 11 quantitative and qualitative criteria that measure how well it fosters innovation. Each state ranks in one of four tiers: Innovation Champions excel in almost all areas, followed by Innovation Leaders, which earn high scores in most. Innovation Adopters promote innovation in some areas but not others. Finally, Modest Innovators may support innovation in one or more areas, but they show the greatest room for improvement. Learn more about the Scorecard and its methodology on the web at cta.tech/scorecard.

About Consumer Technology Association (CTA)®

As North America's largest technology trade association, CTA® is the tech sector. Our members are the world's leading innovators — from startups to global brands — helping support more than 18 million American jobs. CTA owns and produces CES® — the most powerful tech event in the world. Find us at [CTA.tech](https://cta.tech). Follow us [@CTATech](https://twitter.com/CTATech).

Contact



scorecard@cta.tech



[@CTATech](https://twitter.com/CTATech)



[Consumer Technology Association](https://www.linkedin.com/company/consumer-technology-association)



[@ConsumerTechnologyAssociation](https://www.facebook.com/ConsumerTechnologyAssociation)

KANSAS



Innovation Champion

U.S. Innovation Scorecard 2025



What did Kansas do right?

Kansas ranks very highly on Tort Reform and Grid Preparedness, and fairly well on Broadband and Manufacturing, with a higher manufacturing contribution to its GDP than 86% of other states.



What can Kansas do better?

The state scores relatively poorly for Blockchain and Entrepreneurial & Small Business Activity. It has not incorporated cryptocurrency, virtual currency, or blockchain into statutory definitions of monetary value, money, or money transmitters.

	Grid Preparedness:	A-
	Telehealth:	B
	Tort Reform:	A+
	Mobility:	B
	Blockchain:	D+
	Data Privacy:	B
	Manufacturing:	B+
	Entrepreneurial & Small Business Activity:	C+
	Skilled Workforce:	B
	Broadband:	B+
	Taxes:	B



Areas of Innovation

CTA's Innovation Scorecard is formulated using a range of complementary factors that indicates how strongly a state supports innovation. These factors may relate to the regulation of newer mobility tech, data privacy rights, ease of doing business or infrastructure that support technological innovation.



Grid Preparedness

The state has relatively affordable electricity unit costs nationwide.



Manufacturing

14.5% of Kansas' GDP in 2023 stemmed from manufacturing production, more than the vast majority of other states nationwide.



Tort Reform

Kansas has broad anti-SLAPP legislation, several liability laws and a relatively low tort burden per household.



Broadband

92% of Kansas households are connected to broadband networks, and it has faster fixed and mobile internet speeds than 60% of U.S. states.

About the Scorecard

CTA's 2025 U.S. Innovation Scorecard grades every state on 11 quantitative and qualitative criteria that measure how well it fosters innovation. Each state ranks in one of four tiers: Innovation Champions excel in almost all areas, followed by Innovation Leaders, which earn high scores in most. Innovation Adopters promote innovation in some areas but not others. Finally, Modest Innovators may support innovation in one or more areas, but they show the greatest room for improvement. Learn more about the Scorecard and its methodology on the web at cta.tech/scorecard.

About About Consumer Technology Association (CTA)[®]

As North America's largest technology trade association, CTA[®] is the tech sector. Our members are the world's leading innovators — from startups to global brands — helping support more than 18 million American jobs. CTA owns and produces CES[®] — the most powerful tech event in the world. Find us at [CTA.tech](https://cta.tech). Follow us [@CTATech](https://twitter.com/CTATech).

Contact



scorecard@cta.tech



[@CTATech](https://twitter.com/CTATech)



[Consumer Technology Association](https://www.linkedin.com/company/consumertechnologyassociation)



[@ConsumerTechnologyAssociation](https://www.facebook.com/ConsumerTechnologyAssociation)

KENTUCKY



Innovation Champion

U.S. Innovation Scorecard 2025



What did Kentucky do right?

Kentucky performs very well on Tort Reform and Mobility, with no restrictions on autonomous vehicles and no enacted policy limiting drone use. The state additionally scores well on Data Privacy, granting consumers with high levels of control over their data.



What can Kentucky do better?

The state could improve its Entrepreneurial & Small Business Activity metric, currently attracting below the national average of VC investments and fewer new business applications than most other states. Kentucky could also improve its Skilled Workforce as it has less than half the national average of technology jobs.

	Grid Preparedness:	A-
	Telehealth:	A
	Tort Reform:	A+
	Mobility:	C+
	Blockchain:	A-
	Data Privacy:	A-
	Manufacturing:	B
	Entrepreneurial & Small Business Activity:	C
	Skilled Workforce:	C+
	Broadband:	C+
	Taxes:	B



Areas of Innovation

CTA's Innovation Scorecard is formulated using a range of complementary factors that indicates how strongly a state supports innovation. These factors may relate to the regulation of newer mobility tech, data privacy rights, ease of doing business or infrastructure that support technological innovation.



Data Privacy

Kentucky provides its consumers with high levels of control over their data and scores highly for data privacy transparency.



Grid Preparedness

The state also produces 0.9% of the nation's electricity production, ranking 15th. It is also in the bottom 30% of electricity consumers.



Mobility

Kentucky has no restrictions on autonomous vehicles and no laws enacted to limit drone usage.



Tort Reform

The state offers robust speech coverage, grants the right to an immediate appeal, scores highly for award costs and attorney fees, and its tort burden per household is below the national average.

About the Scorecard

CTA's 2025 U.S. Innovation Scorecard grades every state on 11 quantitative and qualitative criteria that measure how well it fosters innovation. Each state ranks in one of four tiers: Innovation Champions excel in almost all areas, followed by Innovation Leaders, which earn high scores in most. Innovation Adopters promote innovation in some areas but not others. Finally, Modest Innovators may support innovation in one or more areas, but they show the greatest room for improvement. Learn more about the Scorecard and its methodology on the web at cta.tech/scorecard.

About About Consumer Technology Association (CTA)[®]

As North America's largest technology trade association, CTA[®] is the tech sector. Our members are the world's leading innovators — from startups to global brands — helping support more than 18 million American jobs. CTA owns and produces CES[®] — the most powerful tech event in the world. Find us at [CTA.tech](https://cta.tech). Follow us [@CTATech](https://twitter.com/CTATech).

Contact



scorecard@cta.tech



[@CTATech](https://twitter.com/CTATech)



[Consumer Technology Association](https://www.linkedin.com/company/consumer-technology-association)



[@ConsumerTechnologyAssociation](https://www.facebook.com/ConsumerTechnologyAssociation)

LOUISIANA



Innovation Adopter



What did Louisiana do right?

Louisiana scores highly on Grid Preparedness as the second lowest electricity consumer nationally. It additionally performs well on Manufacturing metrics, seeing a 10% increase in its manufacturing contributions to its GDP since 2021.



What can Louisiana do better?

The state could improve its Entrepreneurial & Small Business Activity sector as it has the lowest R&D investments per capita and the fifth lowest VC investments per capita. Louisiana could also improve its Skilled Workforce as it currently has the second lowest amount of technology jobs per 1000 people nationally.



Grid Preparedness:

A



Telehealth:

B



Tort Reform:

B



Mobility:

B



Blockchain:

C



Data Privacy:

B+



Manufacturing:

B+



Entrepreneurial & Small Business Activity:

D-



Skilled Workforce:

D



Broadband:

C



Taxes:

C

Areas of Innovation

CTA's Innovation Scorecard is formulated using a range of complementary factors that indicates how strongly a state supports innovation. These factors may relate to the regulation of newer mobility tech, data privacy rights, ease of doing business or infrastructure that support technological innovation.



Grid Preparedness

Louisiana has the second lowest electricity consumption rate across the U.S., and is the 6th highest electricity producer which places it in the top 12%.



Manufacturing

The state also performs well in Manufacturing, having the third highest manufacturing percent contribution to its GDP. It has seen a 10% increase in this GDP contribution since 2021.



Mobility

Louisiana has no restrictions on the use of autonomous vehicles, and some exceptions to drone usage.



Telehealth

The state allows for reimbursement on most forms of remote healthcare.


About the Scorecard

CTA's 2025 U.S. Innovation Scorecard grades every state on 11 quantitative and qualitative criteria that measure how well it fosters innovation. Each state ranks in one of four tiers: Innovation Champions excel in almost all areas, followed by Innovation Leaders, which earn high scores in most. Innovation Adopters promote innovation in some areas but not others. Finally, Modest Innovators may support innovation in one or more areas, but they show the greatest room for improvement. Learn more about the Scorecard and its methodology on the web at cta.tech/scorecard.

About About Consumer Technology Association (CTA)®

As North America's largest technology trade association, CTA® is the tech sector. Our members are the world's leading innovators — from startups to global brands — helping support more than 18 million American jobs. CTA owns and produces CES® — the most powerful tech event in the world. Find us at [CTA.tech](https://cta.tech). Follow us [@CTATech](https://twitter.com/CTATech).

Contact

 scorecard@cta.tech

 [@CTATech](https://twitter.com/CTATech)

 [Consumer Technology Association](https://www.linkedin.com/company/consumer-technology-association)

 [@ConsumerTechnologyAssociation](https://www.facebook.com/ConsumerTechnologyAssociation)



What did Maine do right?

Maine scores well on Telehealth and Tort Reform with the second lowest tort burden per household. It also has a reasonably strong Blockchain industry having implemented definitions of cryptocurrency and virtual currency into legislation.

What can Maine do better?

The state scores poorly on Broadband, having the second slowest average mobile upload speed and the fourth lowest median upload speed. Maine could also improve its Manufacturing, currently ranking seventh lowest for manufacturers per state.



Grid Preparedness:

B-



Telehealth:

A



Tort Reform:

A-



Mobility:

C+



Blockchain:

B+



Data Privacy:

B



Manufacturing:

C+



Entrepreneurial & Small Business Activity:

B-



Skilled Workforce:

B-



Broadband:

C



Taxes:

B



Areas of Innovation

CTA's Innovation Scorecard is formulated using a range of complementary factors that indicates how strongly a state supports innovation. These factors may relate to the regulation of newer mobility tech, data privacy rights, ease of doing business or infrastructure that support technological innovation.



Blockchain

Cryptocurrencies, virtual currency and blockchains are incorporated into statutory definitions of monetary value. Additionally, Maine has no restrictions on cryptocurrency mining.



Taxes

Maine scores relatively well on Taxes, ranking 29th nationally, eighth on sales taxes and 19th for its unemployment insurance tax scheme.



Telehealth

Maine grants access to reimbursement for a wide range of telehealth services.



Tort Reform

Maine has the second lowest tort burden per household nationally, as well as anti-SLAPP legislation, covered speech, and allows immediate appeals.

About the Scorecard

CTA's 2025 U.S. Innovation Scorecard grades every state on 11 quantitative and qualitative criteria that measure how well it fosters innovation. Each state ranks in one of four tiers: Innovation Champions excel in almost all areas, followed by Innovation Leaders, which earn high scores in most. Innovation Adopters promote innovation in some areas but not others. Finally, Modest Innovators may support innovation in one or more areas, but they show the greatest room for improvement. Learn more about the Scorecard and its methodology on the web at cta.tech/scorecard.

About About Consumer Technology Association (CTA)®

As North America's largest technology trade association, CTA® is the tech sector. Our members are the world's leading innovators — from startups to global brands — helping support more than 18 million American jobs. CTA owns and produces CES® — the most powerful tech event in the world. Find us at [CTA.tech](https://cta.tech). Follow us [@CTATech](https://twitter.com/CTATech).

Contact



scorecard@cta.tech



[@CTATech](https://twitter.com/CTATech)



[Consumer Technology Association](https://www.linkedin.com/company/consumer-technology-association)



[@ConsumerTechnologyAssociation](https://www.facebook.com/ConsumerTechnologyAssociation)



What did Maryland do right?

Maryland has a strong Broadband infrastructure, with higher upload speeds than 88% of other states and download speeds higher than 80% of other states. It also scores well on its Skilled Workforce with more jobs in its technology sector than 74% of other states.



What can Maryland do better?

The state could improve on its Taxes, ranking 46th overall and 45th for its Income Tax structure. It could also improve on Tort Reform metrics by implementing more comprehensive covered speech and anti-SLAPP legislation.



Grid Preparedness:

B+



Telehealth:

A



Tort Reform:

C



Mobility:

B+



Blockchain:

D+



Data Privacy:

C+



Manufacturing:

C+



Entrepreneurial & Small Business Activity:

C+



Skilled Workforce:

A-



Broadband:

A-



Taxes:

D+



Areas of Innovation

CTA's Innovation Scorecard is formulated using a range of complementary factors that indicate how strongly a state supports innovation. These factors may relate to the regulation of newer mobility tech, data privacy rights, ease of doing business or infrastructure that supports technological innovation.



Broadband

Maryland ranks ninth for its median download speed and sixth for its median upload speed, higher than 88% of states.



Grid Preparedness

Maryland is one of the lowest electricity consumers nationally, ranking in the bottom six consumers.



Skilled Workforce

The state has implemented laws to protect its workers and has more jobs in its technology sector than 74% of other states.



Telehealth

Maryland grants access to reimbursement for a wide range of telehealth services.


About the Scorecard

CTA's 2025 U.S. Innovation Scorecard grades every state on 11 quantitative and qualitative criteria that measure how well it fosters innovation. Each state ranks in one of four tiers: Innovation Champions excel in almost all areas, followed by Innovation Leaders, which earn high scores in most. Innovation Adopters promote innovation in some areas but not others. Finally, Modest Innovators may support innovation in one or more areas, but they show the greatest room for improvement. Learn more about the Scorecard and its methodology on the web at cta.tech/scorecard.

About Consumer Technology Association (CTA)®

As North America's largest technology trade association, CTA® is the tech sector. Our members are the world's leading innovators — from startups to global brands — helping support more than 18 million American jobs. CTA owns and produces CES® — the most powerful tech event in the world. Find us at [CTA.tech](https://cta.tech). Follow us [@CTATech](https://twitter.com/CTATech).

Contact

 scorecard@cta.tech

 [@CTATech](https://twitter.com/CTATech)

 [Consumer Technology Association](https://www.linkedin.com/company/consumer-technology-association)

 [@ConsumerTechnologyAssociation](https://www.facebook.com/ConsumerTechnologyAssociation)

MASSACHUSETTS



Innovation Adopter

U.S. Innovation Scorecard 2025

What did Massachusetts do right?

Massachusetts performs well in its Entrepreneurial & Small Business Activity, attracting the third highest VC and R&D investments nationwide. It also scores highly on Broadband and Skilled Workforce, ranking first for the amount of advanced degrees in its workforce.

What can Massachusetts do better?

Massachusetts could improve on its Taxes, currently ranking 41st overall, 46th for property taxes, and 47th for unemployment insurance tax. The state also scores poorly on Mobility as it does not currently have a statute on autonomous vehicles.

	Grid Preparedness:	C+
	Telehealth:	A
	Tort Reform:	D
	Mobility:	C-
	Blockchain:	D+
	Data Privacy:	B
	Manufacturing:	C+
	Entrepreneurial & Small Business Activity:	A
	Skilled Workforce:	A-
	Broadband:	A-
	Taxes:	C-



Areas of Innovation

CTA's Innovation Scorecard is formulated using a range of complementary factors that indicate how strongly a state supports innovation. These factors may relate to the regulation of newer mobility tech, data privacy rights, ease of doing business or infrastructure that supports technological innovation.



Broadband

Massachusetts has the fifth highest mobile upload speed and the eighth highest overall combined score.



Entrepreneurial & Small Business Activity

The state attracts better than average investments, ranking third for both VC and R&D investments.



Skilled Workforce

Massachusetts has the sixth highest amount of technology jobs and the highest amount of advanced degrees in its workforce.



Telehealth

Massachusetts grants access to reimbursement for a wide range of telehealth services.


About the Scorecard

CTA's 2025 U.S. Innovation Scorecard grades every state on 11 quantitative and qualitative criteria that measure how well it fosters innovation. Each state ranks in one of four tiers: Innovation Champions excel in almost all areas, followed by Innovation Leaders, which earn high scores in most. Innovation Adopters promote innovation in some areas but not others. Finally, Modest Innovators may support innovation in one or more areas, but they show the greatest room for improvement. Learn more about the Scorecard and its methodology on the web at cta.tech/scorecard.

About Consumer Technology Association (CTA)®

As North America's largest technology trade association, CTA® is the tech sector. Our members are the world's leading innovators — from startups to global brands — helping support more than 18 million American jobs. CTA owns and produces CES® — the most powerful tech event in the world. Find us at [CTA.tech](https://cta.tech). Follow us [@CTATech](https://twitter.com/CTATech).

Contact

 scorecard@cta.tech

 [@CTATech](https://twitter.com/CTATech)

 [Consumer Technology Association](https://www.linkedin.com/company/consumer-technology-association)

 [@ConsumerTechnologyAssociation](https://www.facebook.com/ConsumerTechnologyAssociation)



What did Michigan do right?

Michigan scores highly for Telehealth and Data Privacy. The state also performs reasonably well on Grid Preparedness, consuming less electricity on average than most states.



What can Michigan do better?

The state scores poorly on Blockchain where it has yet to incorporate definitions of cryptocurrency and virtual currency into its legislation. It also does not permit decentralized autonomous organizations (DOAs) to be incorporated, organized, or recognized as legal entities.



Grid Preparedness:

B+



Telehealth:

A



Tort Reform:

B



Mobility:

C-



Blockchain:

D+



Data Privacy:

B+



Manufacturing:

B-



Entrepreneurial & Small Business Activity:

C



Skilled Workforce:

B-



Broadband:

B-



Taxes:

B



Areas of Innovation

CTA's Innovation Scorecard is formulated using a range of complementary factors that indicate how strongly a state supports innovation. These factors may relate to the regulation of newer mobility tech, data privacy rights, ease of doing business or infrastructure that supports technological innovation.



Grid Preparedness

Michigan ranks in the bottom half of electricity consumers nationally, and consumes less electricity per capita than most states.



Taxes

The state scores relatively well for its tax system, ranking 14th nationally and ninth for corporate taxes.



Telehealth

The state grants access to reimbursement for a wide range of telehealth services.



Tort Reform

The tort burden per household in Michigan is below the national average.

About the Scorecard

CTA's 2025 U.S. Innovation Scorecard grades every state on 11 quantitative and qualitative criteria that measure how well it fosters innovation. Each state ranks in one of four tiers: Innovation Champions excel in almost all areas, followed by Innovation Leaders, which earn high scores in most. Innovation Adopters promote innovation in some areas but not others. Finally, Modest Innovators may support innovation in one or more areas, but they show the greatest room for improvement. Learn more about the Scorecard and its methodology on the web at cta.tech/scorecard.

About Consumer Technology Association (CTA)®

As North America's largest technology trade association, CTA® is the tech sector. Our members are the world's leading innovators — from startups to global brands — helping support more than 18 million American jobs. CTA owns and produces CES® — the most powerful tech event in the world. Find us at [CTA.tech](https://cta.tech). Follow us [@CTATech](https://twitter.com/CTATech).

Contact



scorecard@cta.tech



[@CTATech](https://twitter.com/CTATech)



[Consumer Technology Association](https://www.linkedin.com/company/consumer-technology-association)



[@ConsumerTechnologyAssociation](https://www.facebook.com/ConsumerTechnologyAssociation)



What did Minnesota do right?

Minnesota performs well on Telehealth and Tort Reform, ranking ninth overall. It also ranks well on Blockchain and Data Privacy, granting exemptions and enacting legislation to protect sensitive data.



What can Minnesota do better?

The state scores poorly on Taxes, ranking 44th overall, 43rd in corporate taxes, and 42nd in unemployment insurance tax. Minnesota could also improve its Mobility by implementing a statute on the use of autonomous vehicles.



Grid Preparedness:

C



Telehealth:

A



Tort Reform:

A-



Mobility:

C-



Blockchain:

B+



Data Privacy:

B+



Manufacturing:

B-



Entrepreneurial & Small Business Activity:

B



Skilled Workforce:

B



Broadband:

B



Taxes:

C-



Areas of Innovation

CTA's Innovation Scorecard is formulated using a range of complementary factors that indicate how strongly a state supports innovation. These factors may relate to the regulation of newer mobility tech, data privacy rights, ease of doing business or infrastructure that supports technological innovation.



Blockchain

Minnesota incorporates legal definitions of cryptocurrency and virtual currency into its legislation. It also has no restrictions on cryptomining.



Data Privacy

Minnesota has enacted legislation to protect sensitive data and grants exemptions to its data privacy laws.



Telehealth

The state grants access to reimbursement for a wide range of telehealth services.



Tort Reform

Minnesota scores highly on covered speech, anti-SLAPP legislation, and award of costs and attorney fees. It also has the ninth highest overall Tort Reform score, ranking above 41 other states.

About the Scorecard

CTA's 2025 U.S. Innovation Scorecard grades every state on 11 quantitative and qualitative criteria that measure how well it fosters innovation. Each state ranks in one of four tiers: Innovation Champions excel in almost all areas, followed by Innovation Leaders, which earn high scores in most. Innovation Adopters promote innovation in some areas but not others. Finally, Modest Innovators may support innovation in one or more areas, but they show the greatest room for improvement. Learn more about the Scorecard and its methodology on the web at cta.tech/scorecard.

About Consumer Technology Association (CTA)®

As North America's largest technology trade association, CTA® is the tech sector. Our members are the world's leading innovators — from startups to global brands — helping support more than 18 million American jobs. CTA owns and produces CES® — the most powerful tech event in the world. Find us at [CTA.tech](https://cta.tech). Follow us [@CTATech](https://twitter.com/CTATech).

Contact



scorecard@cta.tech



[@CTATech](https://twitter.com/CTATech)



[Consumer Technology Association](https://www.linkedin.com/company/consumer-technology-association)



[@ConsumerTechnologyAssociation](https://www.facebook.com/ConsumerTechnologyAssociation)

What did Mississippi do right?

Mississippi scores fairly well in Mobility, with drone usage only subject to anti-trespassing laws. Autonomous vehicles are permitted if capable of complying with all traffic and safety laws in the state.

What can Mississippi do better?

The state could improve its Blockchain grade by incorporating cryptocurrency, virtual currency, and blockchain into statutory definitions. Mississippi could also improve its Broadband infrastructure as it currently scores second lowest in median upload speeds compared to other states.

	Grid Preparedness:	D+
	Telehealth:	C
	Tort Reform:	B-
	Mobility:	B
	Blockchain:	D+
	Data Privacy:	B
	Manufacturing:	C+
	Entrepreneurial & Small Business Activity:	D+
	Skilled Workforce:	D+
	Broadband:	D+
	Taxes:	B-

Areas of Innovation

CTA's Innovation Scorecard is formulated using a range of complementary factors that indicates how strongly a state supports innovation. These factors may relate to the regulation of newer mobility tech, data privacy rights, ease of doing business or infrastructure that support technological innovation.



Manufacturing

The state's manufacturing workforce is above the national average and has seen a growth of 23% since 2021, constituting the fifth highest increase.



Mobility

Mississippi permits autonomous vehicles subject to compliance with local traffic laws. Drone usage is generally permitted, pursuant to anti-trespassing laws.



Taxes

Mississippi ranks 27th overall for its tax structures, and ranks sixth for corporate taxes.



Tort Reform

The tort burden per household in Mississippi is lower than 80% of other states.

About the Scorecard

CTA's 2025 U.S. Innovation Scorecard grades every state on 11 quantitative and qualitative criteria that measure how well it fosters innovation. Each state ranks in one of four tiers: Innovation Champions excel in almost all areas, followed by Innovation Leaders, which earn high scores in most. Innovation Adopters promote innovation in some areas but not others. Finally, Modest Innovators may support innovation in one or more areas, but they show the greatest room for improvement. Learn more about the Scorecard and its methodology on the web at cta.tech/scorecard.

About About Consumer Technology Association (CTA)®

As North America's largest technology trade association, CTA® is the tech sector. Our members are the world's leading innovators — from startups to global brands — helping support more than 18 million American jobs. CTA owns and produces CES® — the most powerful tech event in the world. Find us at [CTA.tech](https://cta.tech). Follow us [@CTATech](https://twitter.com/CTATech).

Contact



scorecard@cta.tech



[@CTATech](https://twitter.com/CTATech)



[Consumer Technology Association](https://www.linkedin.com/company/consumer-technology-association)



[@ConsumerTechnologyAssociation](https://www.facebook.com/ConsumerTechnologyAssociation)

MISSOURI



Innovation Adopter

U.S. Innovation Scorecard 2025

What did Missouri do right?

Missouri scores highly on Telehealth, allowing for reimbursement on a range of telehealth services. It also scores competitively on taxes, ranking 13th overall and is in the top ten states for corporate tax and UI tax components.

What can Missouri do better?

The state scores poorly on Skilled Workforce as it does not allow workers to decide whether to join unions and does not have laws to prohibit discrimination based on sexual orientation or gender identity in employment. Missouri could also improve its Blockchain by incorporating cryptocurrency, virtual currency, and blockchain into statutory definitions.

	Grid Preparedness:	C+
	Telehealth:	A
	Tort Reform:	B-
	Mobility:	C-
	Blockchain:	D+
	Data Privacy:	B
	Manufacturing:	B
	Entrepreneurial & Small Business Activity:	B
	Skilled Workforce:	D
	Broadband:	B-
	Taxes:	B

Areas of Innovation

CTA's Innovation Scorecard is formulated using a range of complementary factors that indicates how strongly a state supports innovation. These factors may relate to the regulation of newer mobility tech, data privacy rights, ease of doing business or infrastructure that support technological innovation.



Entrepreneurial & Small Business Activity

Missouri has created over 110,000 new net jobs from Q4 2018 through Q3 2023 and ranks 20th overall in job creation.



Manufacturing

Manufacturing in the state accounts for 11.7% of its GDP, higher than 66% of other states.



Taxes

Missouri's tax system ranks 13th overall, and is in the top ten states for corporate tax and UI tax components. It also maintains a relatively low state sales tax rate of 4.225%.



Telehealth

Missouri scores higher than 42% of other states in this sector and allows for reimbursement for a range of telehealth services.

About the Scorecard

CTA's 2025 U.S. Innovation Scorecard grades every state on 11 quantitative and qualitative criteria that measure how well it fosters innovation. Each state ranks in one of four tiers: Innovation Champions excel in almost all areas, followed by Innovation Leaders, which earn high scores in most. Innovation Adopters promote innovation in some areas but not others. Finally, Modest Innovators may support innovation in one or more areas, but they show the greatest room for improvement. Learn more about the Scorecard and its methodology on the web at cta.tech/scorecard.

About About Consumer Technology Association (CTA)®

As North America's largest technology trade association, CTA® is the tech sector. Our members are the world's leading innovators — from startups to global brands — helping support more than 18 million American jobs. CTA owns and produces CES® — the most powerful tech event in the world. Find us at [CTA.tech](https://cta.tech). Follow us [@CTATech](https://twitter.com/CTATech).

Contact

 scorecard@cta.tech

 [@CTATech](https://twitter.com/CTATech)

 [Consumer Technology Association](https://www.linkedin.com/company/consumer-technology-association)

 [@ConsumerTechnologyAssociation](https://www.facebook.com/ConsumerTechnologyAssociation)

What did Montana do right?

Montana ranks fifth overall in Taxes, including third for its sales tax rates. The state also scores fairly highly on Data Privacy and has enacted state law aimed to protect sensitive and biometric data.

What can Montana do better?

Montana could improve its Skilled Workforce grade with its number of technology related jobs per capita among the bottom 10% of states. The state also scores relatively low on Broadband, where it has the lowest median upload score of all states and is in the bottom 20% of median download speeds.

	Grid Preparedness:	B-
	Telehealth:	B
	Tort Reform:	C
	Mobility:	C-
	Blockchain:	D+
	Data Privacy:	B+
	Manufacturing:	B
	Entrepreneurial & Small Business Activity:	B
	Skilled Workforce:	F
	Broadband:	D+
	Taxes:	A-

Areas of Innovation

CTA's Innovation Scorecard is formulated using a range of complementary factors that indicates how strongly a state supports innovation. These factors may relate to the regulation of newer mobility tech, data privacy rights, ease of doing business or infrastructure that support technological innovation.



Entrepreneurial & Small Business Activity

From Q4 2018 through Q3 2023, Montana created 42.4 new jobs per 1000 people, placing it in the top 5% of states for job creation.



Manufacturing

The manufacturing workforce in Montana increased by almost 20% between 2021 and 2023, the eighth highest increase across all states.



Taxes

The state boasts a robust tax system, scoring fifth overall. Montana also ranking third in sales taxes.



Telehealth

Montana allows for reimbursement for a wide range of telehealth services.


About the Scorecard

CTA's 2025 U.S. Innovation Scorecard grades every state on 11 quantitative and qualitative criteria that measure how well it fosters innovation. Each state ranks in one of four tiers: Innovation Champions excel in almost all areas, followed by Innovation Leaders, which earn high scores in most. Innovation Adopters promote innovation in some areas but not others. Finally, Modest Innovators may support innovation in one or more areas, but they show the greatest room for improvement. Learn more about the Scorecard and its methodology on the web at cta.tech/scorecard.

About About Consumer Technology Association (CTA)®

As North America's largest technology trade association, CTA® is the tech sector. Our members are the world's leading innovators — from startups to global brands — helping support more than 18 million American jobs. CTA owns and produces CES® — the most powerful tech event in the world. Find us at [CTA.tech](https://cta.tech). Follow us [@CTATech](https://twitter.com/CTATech).

Contact

 scorecard@cta.tech

 [@CTATech](https://twitter.com/CTATech)

 [Consumer Technology Association](https://www.linkedin.com/company/consumertechnologyassociation)

 [@ConsumerTechnologyAssociation](https://www.facebook.com/ConsumerTechnologyAssociation)



What did Nebraska do right?

Nebraska scores very highly for Mobility, it has no restrictions on drone usage, and allows for the use of autonomous vehicles. The state also scores fairly high on Skilled Workforce as it allows workers to decide whether to join unions.



What can Nebraska do better?

Nebraska could improve its Grid Preparedness as its energy production levels are below the national average, ranking 33rd overall. It also ranks eighth for energy consumption.



	Grid Preparedness:	D
	Telehealth:	B
	Tort Reform:	C+
	Mobility:	A+
	Blockchain:	C+
	Data Privacy:	B
	Manufacturing:	B-
	Entrepreneurial & Small Business Activity:	C+
	Skilled Workforce:	A-
	Broadband:	B
	Taxes:	B-

Areas of Innovation

CTA's Innovation Scorecard is formulated using a range of complementary factors that indicates how strongly a state supports innovation. These factors may relate to the regulation of newer mobility tech, data privacy rights, ease of doing business or infrastructure that support technological innovation.



Broadband

Nebraska enjoys faster than average upload and mobile connection speeds.



Data Privacy

Nebraska scores well on data privacy metrics and has legal frameworks in place to protect consumer rights, such as the 2024 Nebraska Data Privacy Act.



Mobility

Nebraska has no restrictions on the use of drones and autonomous vehicles are permitted in alignment with state traffic and safety regulations.



Skilled Workforce

The state allows workers the freedom to choose whether to join a union.


About the Scorecard

CTA's 2025 U.S. Innovation Scorecard grades every state on 11 quantitative and qualitative criteria that measure how well it fosters innovation. Each state ranks in one of four tiers: Innovation Champions excel in almost all areas, followed by Innovation Leaders, which earn high scores in most. Innovation Adopters promote innovation in some areas but not others. Finally, Modest Innovators may support innovation in one or more areas, but they show the greatest room for improvement. Learn more about the Scorecard and its methodology on the web at cta.tech/scorecard.

About Consumer Technology Association (CTA)®

As North America's largest technology trade association, CTA® is the tech sector. Our members are the world's leading innovators — from startups to global brands — helping support more than 18 million American jobs. CTA owns and produces CES® — the most powerful tech event in the world. Find us at [CTA.tech](https://cta.tech). Follow us [@CTATech](https://twitter.com/CTATech).

Contact

 scorecard@cta.tech

 [@CTATech](https://twitter.com/CTATech)

 [Consumer Technology Association](https://www.linkedin.com/company/consumer-technology-association)

 [@ConsumerTechnologyAssociation](https://www.facebook.com/ConsumerTechnologyAssociation)



What did Nevada do right?

The state scores highly on Broadband, ranking third overall for its combined upload, download, and mobile speeds. Nevada also scores fairly well on Skilled Workforce as it allows workers to decide whether to join unions and has policies in place to protect workers.



What can Nevada do better?

Nevada could improve its Grid Preparedness as it contributes only 0.1% of the country's electricity production. The state could also improve its Blockchain score by incorporating cryptocurrency, virtual currency, or blockchain into statutory definitions of monetary value, money, money transmitter or defined separately.



Grid Preparedness:

C-



Telehealth:

B



Tort Reform:

B



Mobility:

B



Blockchain:

C+



Data Privacy:

B



Manufacturing:

B-



Entrepreneurial & Small Business Activity:

B



Skilled Workforce:

B+



Broadband:

A



Taxes:

B



Areas of Innovation

CTA's Innovation Scorecard is formulated using a range of complementary factors that indicates how strongly a state supports innovation. These factors may relate to the regulation of newer mobility tech, data privacy rights, ease of doing business or infrastructure that support technological innovation.



Broadband

Nevada ranks third overall for its Broadband infrastructure. It scores above the national average on upload and download speeds.



Mobility

Nevada permits the use of autonomous vehicles and has regulations on drone usage, which requires users to pass the Recreational UAS Safety Test (TRUST).



Skilled Workforce

The state allows workers to decide whether to join unions and has policies in place to protect LGBTQ+ workers.



Tort Reform

The tort burden per household in Nevada is below the national average.

About the Scorecard

CTA's 2025 U.S. Innovation Scorecard grades every state on 11 quantitative and qualitative criteria that measure how well it fosters innovation. Each state ranks in one of four tiers: Innovation Champions excel in almost all areas, followed by Innovation Leaders, which earn high scores in most. Innovation Adopters promote innovation in some areas but not others. Finally, Modest Innovators may support innovation in one or more areas, but they show the greatest room for improvement. Learn more about the Scorecard and its methodology on the web at cta.tech/scorecard.

About About Consumer Technology Association (CTA)®

As North America's largest technology trade association, CTA® is the tech sector. Our members are the world's leading innovators — from startups to global brands — helping support more than 18 million American jobs. CTA owns and produces CES® — the most powerful tech event in the world. Find us at [CTA.tech](https://cta.tech). Follow us [@CTATech](https://twitter.com/CTATech).

Contact

 scorecard@cta.tech

 [@CTATech](https://twitter.com/CTATech)

 [Consumer Technology Association](https://www.linkedin.com/company/consumer-technology-association)

 [@ConsumerTechnologyAssociation](https://www.facebook.com/ConsumerTechnologyAssociation)

NEW HAMPSHIRE



Innovation Champion

U.S. Innovation Scorecard 2025



What did New Hampshire do right?

New Hampshire scores very highly on Blockchain as the state has incorporated laws that define cryptocurrency and virtual currency. The state scores well on Data Privacy following its 2024 enactment of comprehensive data protection laws.



What can New Hampshire do better?

The state could improve its Manufacturing grade as manufacturing in New Hampshire accounts for less than the national average of the state's GDP. It could also improve its Mobility score by allowing for expanded uses of autonomous vehicles.



Grid Preparedness:

B-



Telehealth:

A



Tort Reform:

B-



Mobility:

C+



Blockchain:

A+



Data Privacy:

B+



Manufacturing:

C-



Entrepreneurial & Small Business Activity:

B



Skilled Workforce:

B



Broadband:

B-



Taxes:

B+



Areas of Innovation

CTA's Innovation Scorecard is formulated using a range of complementary factors that indicates how strongly a state supports innovation. These factors may relate to the regulation of newer mobility tech, data privacy rights, ease of doing business or infrastructure that support technological innovation.



Blockchain

New Hampshire state laws include definitions of virtual currency, and it has not placed regulations on cryptomining.



Data Privacy

The state has enacted comprehensive data privacy laws.



Entrepreneurial & Small Business Activity

New Hampshire scored above the national average for net job creation between Q4 2018 and Q3 2023.



Taxes

New Hampshire ranks sixth overall for its robust tax structure. It additionally ranks first nationally on sales taxes.


About the Scorecard

CTA's 2025 U.S. Innovation Scorecard grades every state on 11 quantitative and qualitative criteria that measure how well it fosters innovation. Each state ranks in one of four tiers: Innovation Champions excel in almost all areas, followed by Innovation Leaders, which earn high scores in most. Innovation Adopters promote innovation in some areas but not others. Finally, Modest Innovators may support innovation in one or more areas, but they show the greatest room for improvement. Learn more about the Scorecard and its methodology on the web at cta.tech/scorecard.

About About Consumer Technology Association (CTA)®

As North America's largest technology trade association, CTA® is the tech sector. Our members are the world's leading innovators — from startups to global brands — helping support more than 18 million American jobs. CTA owns and produces CES® — the most powerful tech event in the world. Find us at [CTA.tech](https://cta.tech). Follow us [@CTATech](https://twitter.com/CTATech).

Contact

 scorecard@cta.tech

 [@CTATech](https://twitter.com/CTATech)

 [Consumer Technology Association](https://www.linkedin.com/company/consumer-technology-association)

 [@ConsumerTechnologyAssociation](https://www.facebook.com/ConsumerTechnologyAssociation)

What did New Jersey do right?

New Jersey scores very highly on its Broadband infrastructure ranking second overall for its combined upload, download, and mobile speeds. The state also performs well in Grid Preparedness, Skilled Workforce, and Entrepreneurial & Small Business Activity.

What can New Jersey do better?

New Jersey scores poorly on Taxes, ranking 49th overall for its tax system and last for its unemployment insurance tax system. It also performs poorly on Mobility indicators due to it not having any statutes on autonomous vehicles and having limitations on drone usage.

	Grid Preparedness:	A-
	Telehealth:	C
	Tort Reform:	B-
	Mobility:	F
	Blockchain:	D+
	Data Privacy:	C-
	Manufacturing:	C
	Entrepreneurial & Small Business Activity:	B
	Skilled Workforce:	B
	Broadband:	A+
	Taxes:	F

Areas of Innovation

CTA's Innovation Scorecard is formulated using a range of complementary factors that indicates how strongly a state supports innovation. These factors may relate to the regulation of newer mobility tech, data privacy rights, ease of doing business or infrastructure that support technological innovation.



Broadband

New Jersey boasts higher than average download and upload speeds. Users also enjoy higher than average mobile connection speeds.



Entrepreneurial & Small Business Activity

New Jersey secured more than the national average of VC investment per capita, and it ranks sixth for R&D investments.



Grid Preparedness

The state ranks 37th for its consumption of electricity, but contributes only 0.1% to nationwide production.



Skilled Workforce

New Jersey scores above the national average for jobs in the technology sector, placing it in the top 30%. The state is also in the top ten for the percentage of its population with advanced degrees.

About the Scorecard

CTA's 2025 U.S. Innovation Scorecard grades every state on 11 quantitative and qualitative criteria that measure how well it fosters innovation. Each state ranks in one of four tiers: Innovation Champions excel in almost all areas, followed by Innovation Leaders, which earn high scores in most. Innovation Adopters promote innovation in some areas but not others. Finally, Modest Innovators may support innovation in one or more areas, but they show the greatest room for improvement. Learn more about the Scorecard and its methodology on the web at cta.tech/scorecard.

About About Consumer Technology Association (CTA)[®]

As North America's largest technology trade association, CTA[®] is the tech sector. Our members are the world's leading innovators — from startups to global brands — helping support more than 18 million American jobs. CTA owns and produces CES[®] — the most powerful tech event in the world. Find us at [CTA.tech](https://cta.tech). Follow us [@CTATech](https://twitter.com/CTATech).

Contact



scorecard@cta.tech



[@CTATech](https://twitter.com/CTATech)



[Consumer Technology Association](https://www.linkedin.com/company/consumer-technology-association)



[@ConsumerTechnologyAssociation](https://www.facebook.com/ConsumerTechnologyAssociation)

What did New Mexico do right?

New Mexico scores highly on Data Privacy due to fairly comprehensive policies. The state also ranks well on Tort Reform, partly as a result of its anti-SLAPP legislation.

What can New Mexico do better?

New Mexico scores poorly on Mobility where it scores lower than 42 other states. New Mexico also scores below the national average on download and upload speeds, ranking second to last on the latter.

	Grid Preparedness:	C
	Telehealth:	B
	Tort Reform:	B-
	Mobility:	D-
	Blockchain:	C+
	Data Privacy:	B+
	Manufacturing:	C+
	Entrepreneurial & Small Business Activity:	C+
	Skilled Workforce:	D+
	Broadband:	D
	Taxes:	B-

Areas of Innovation

CTA's Innovation Scorecard is formulated using a range of complementary factors that indicates how strongly a state supports innovation. These factors may relate to the regulation of newer mobility tech, data privacy rights, ease of doing business or infrastructure that support technological innovation.



Data Privacy

New Mexico requires businesses to report data breaches to customers within a 45-day timeframe and requires organizations to implement measures to protect PII.



Taxes

New Mexico scores well on certain tax metrics, such as property taxes, where it ranks second nationally.



Telehealth

The state allows for a large range of telehealth reimbursements for patients.



Tort Reform

New Mexico grants the right to an immediate appeal and has a lower than average tort burden per household.

About the Scorecard

CTA's 2025 U.S. Innovation Scorecard grades every state on 11 quantitative and qualitative criteria that measure how well it fosters innovation. Each state ranks in one of four tiers: Innovation Champions excel in almost all areas, followed by Innovation Leaders, which earn high scores in most. Innovation Adopters promote innovation in some areas but not others. Finally, Modest Innovators may support innovation in one or more areas, but they show the greatest room for improvement. Learn more about the Scorecard and its methodology on the web at cta.tech/scorecard.

About Consumer Technology Association (CTA)[®]

As North America's largest technology trade association, CTA[®] is the tech sector. Our members are the world's leading innovators — from startups to global brands — helping support more than 18 million American jobs. CTA owns and produces CES[®] — the most powerful tech event in the world. Find us at [CTA.tech](https://cta.tech). Follow us [@CTATech](https://twitter.com/CTATech).

Contact

 scorecard@cta.tech

 [@CTATech](https://twitter.com/CTATech)

 [Consumer Technology Association](https://www.linkedin.com/company/consumer-technology-association)

 [@ConsumerTechnologyAssociation](https://www.facebook.com/ConsumerTechnologyAssociation)

NEW YORK

★ Modest Innovator

What did New York do right?

New York scores highly for Telehealth given its comprehensive policies to facilitate remote healthcare and provide reimbursement for a range of practices. It also performs well in Broadband, ranking in the top 25% of states for download speeds.

What can New York do better?

New York's Taxes score is poor, ranking last nationally for its tax system overall and high state income tax. New York could improve its Grid Preparedness as it contributes only 0.5% to the nation's electricity production while being the highest energy consumer.

	Grid Preparedness:	D
	Telehealth:	A
	Tort Reform:	C
	Mobility:	C-
	Blockchain:	C+
	Data Privacy:	B+
	Manufacturing:	C-
	Entrepreneurial & Small Business Activity:	B
	Skilled Workforce:	B
	Broadband:	A-
	Taxes:	F

Areas of Innovation

CTA's Innovation Scorecard is formulated using a range of complementary factors that indicates how strongly a state supports innovation. These factors may relate to the regulation of newer mobility tech, data privacy rights, ease of doing business or infrastructure that support technological innovation.



Broadband

New York scores well on its Broadband infrastructure, ranking in the top 25% of download speeds across the country.



Entrepreneurial & Small Business Activity

New York boasts the second highest rates of VC investments and the fifth highest rates of R&D investments.



Skilled Workforce

The state has the joint fifth highest amount of workers with advanced degrees, and has the third highest amount of jobs in the technology sector.



Telehealth

New York grants access to reimbursement to a broad range of remote healthcare services.

About the Scorecard

CTA's 2025 U.S. Innovation Scorecard grades every state on 11 quantitative and qualitative criteria that measure how well it fosters innovation. Each state ranks in one of four tiers: Innovation Champions excel in almost all areas, followed by Innovation Leaders, which earn high scores in most. Innovation Adopters promote innovation in some areas but not others. Finally, Modest Innovators may support innovation in one or more areas, but they show the greatest room for improvement. Learn more about the Scorecard and its methodology on the web at cta.tech/scorecard.

About Consumer Technology Association (CTA)[®]

As North America's largest technology trade association, CTA[®] is the tech sector. Our members are the world's leading innovators — from startups to global brands — helping support more than 18 million American jobs. CTA owns and produces CES[®] — the most powerful tech event in the world. Find us at [CTA.tech](https://cta.tech). Follow us [@CTATech](https://twitter.com/CTATech).

Contact



scorecard@cta.tech



[@CTATech](https://twitter.com/CTATech)



[Consumer Technology Association](https://www.linkedin.com/company/consumer-technology-association)



[@ConsumerTechnologyAssociation](https://www.facebook.com/ConsumerTechnologyAssociation)

NORTH CAROLINA



Innovation Leader

U.S. Innovation Scorecard 2025

What did North Carolina do right?

North Carolina scores well on Telehealth metrics, granting access to reimbursement on a range of remote health services. It also scores fairly high on Data Privacy as a result of the 2024 North Carolina Consumer Privacy Act (NCCPA).



What can North Carolina do better?

North Carolina could improve its Grid Preparedness as it currently contributes only 0.6% to national electricity production, below the national average. It could also improve on Tort Reform metrics, scoring in the bottom eight states.



	Grid Preparedness:	C
	Telehealth:	A
	Tort Reform:	C
	Mobility:	B
	Blockchain:	C+
	Data Privacy:	B+
	Manufacturing:	C
	Entrepreneurial & Small Business Activity:	B
	Skilled Workforce:	B
	Broadband:	B-
	Taxes:	B

Areas of Innovation

CTA's Innovation Scorecard is formulated using a range of complementary factors that indicates how strongly a state supports innovation. These factors may relate to the regulation of newer mobility tech, data privacy rights, ease of doing business or infrastructure that support technological innovation.



Entrepreneurial & Small Business Activity

The state scored above the national average for net job creation between Q4 2018 and Q3 2023, placing it in the top five.



Mobility

North Carolina permits the usage of autonomous vehicles in alignment with state laws, and prohibits the use of drones near prisons, jails, and correctional facilities.



Skilled Workforce

North Carolina created more than double the national average for job creation, ranking in the top five states overall. It also placed in the top ten states for R&D investments.



Taxes

The state ranks 12th overall for its tax system, and third for corporate taxes.


About the Scorecard

CTA's 2025 U.S. Innovation Scorecard grades every state on 11 quantitative and qualitative criteria that measure how well it fosters innovation. Each state ranks in one of four tiers: Innovation Champions excel in almost all areas, followed by Innovation Leaders, which earn high scores in most. Innovation Adopters promote innovation in some areas but not others. Finally, Modest Innovators may support innovation in one or more areas, but they show the greatest room for improvement. Learn more about the Scorecard and its methodology on the web at cta.tech/scorecard.

About Consumer Technology Association (CTA)®

As North America's largest technology trade association, CTA® is the tech sector. Our members are the world's leading innovators — from startups to global brands — helping support more than 18 million American jobs. CTA owns and produces CES® — the most powerful tech event in the world. Find us at [CTA.tech](https://cta.tech). Follow us [@CTATech](https://twitter.com/CTATech).

Contact

 scorecard@cta.tech

 [@CTATech](https://twitter.com/CTATech)

 [Consumer Technology Association](https://www.linkedin.com/company/consumer-technology-association)

 [@ConsumerTechnologyAssociation](https://www.facebook.com/ConsumerTechnologyAssociation)

NORTH DAKOTA



Innovation Champion

U.S. Innovation Scorecard 2025



What did North Dakota do right?

North Dakota scores highly on its Broadband infrastructure, boasting the highest median upload speed in the nation. It performs well in Grid Preparedness as well, consuming less electricity than 47 other states while also being the eighth largest producer.



What can North Dakota do better?

North Dakota scores poorly on Entrepreneurial & Small Business Activity with the second lowest overall score for new business applications, fourth lowest for VC investments, and fifth lowest for net job creation.

	Grid Preparedness:	A-
	Telehealth:	A
	Tort Reform:	B-
	Mobility:	B
	Blockchain:	B+
	Data Privacy:	B
	Manufacturing:	B+
	Entrepreneurial & Small Business Activity:	C
	Skilled Workforce:	B
	Broadband:	A
	Taxes:	B



Areas of Innovation

CTA's Innovation Scorecard is formulated using a range of complementary factors that indicates how strongly a state supports innovation. These factors may relate to the regulation of newer mobility tech, data privacy rights, ease of doing business or infrastructure that support technological innovation.



Blockchain

Cryptocurrencies, virtual currency and blockchains are incorporated into statutory definitions of monetary value. The state has no restrictions on cryptocurrency mining.



Broadband

North Dakota boasts the highest median upload speed nationally, more than double the national average. It also has above average download speeds.



Grid Preparedness

North Dakota is the third lowest electricity consumer in the U.S., and is the eighth highest producer.



Telehealth

The state has comprehensive reimbursement options for remote healthcare services.

About the Scorecard

CTA's 2025 U.S. Innovation Scorecard grades every state on 11 quantitative and qualitative criteria that measure how well it fosters innovation. Each state ranks in one of four tiers: Innovation Champions excel in almost all areas, followed by Innovation Leaders, which earn high scores in most. Innovation Adopters promote innovation in some areas but not others. Finally, Modest Innovators may support innovation in one or more areas, but they show the greatest room for improvement. Learn more about the Scorecard and its methodology on the web at cta.tech/scorecard.

About About Consumer Technology Association (CTA)®

As North America's largest technology trade association, CTA® is the tech sector. Our members are the world's leading innovators — from startups to global brands — helping support more than 18 million American jobs. CTA owns and produces CES® — the most powerful tech event in the world. Find us at [CTA.tech](https://cta.tech). Follow us [@CTATech](https://twitter.com/CTATech).

Contact



scorecard@cta.tech



[@CTATech](https://twitter.com/CTATech)



[Consumer Technology Association](https://www.linkedin.com/company/consumer-technology-association)



[@ConsumerTechnologyAssociation](https://www.facebook.com/ConsumerTechnologyAssociation)



What did Ohio do right?

Ohio performs highly on its Telehealth systems, facilitating reimbursement for a wide range of services. The state also scores relatively well on for its Broadband infrastructure, with faster than average upload and download speeds.



What can Ohio do better?

Ohio scores poorly on Mobility as it does not currently have any statute on autonomous vehicles and it has strict limitations on drone usage. It could improve its Skilled Workforce score by allowing workers to decide whether to join unions and by enacted more robust laws to prohibit discrimination based on sexual orientation or gender identify in employment.



Grid Preparedness:

C+



Telehealth:

A



Tort Reform:

B-



Mobility:

F



Blockchain:

C+



Data Privacy:

B



Manufacturing:

C+



Entrepreneurial & Small Business Activity:

C



Skilled Workforce:

D+



Broadband:

B



Taxes:

C+

Areas of Innovation

CTA's Innovation Scorecard is formulated using a range of complementary factors that indicates how strongly a state supports innovation. These factors may relate to the regulation of newer mobility tech, data privacy rights, ease of doing business or infrastructure that support technological innovation.



Broadband

Ohio has well performing Broadband infrastructure, with higher than average upload and download speeds. It also has faster than average mobile connection speeds.



Data Privacy

Ohio has legislation in place that requires that residents be notified if their personal information has been accessed or acquired by unauthorized personnel.



Telehealth

The state permits patient reimbursement for a broad range of telehealth services.



Tort Reform

The tort burden per household in Ohio is below the national average.

About the Scorecard

CTA's 2025 U.S. Innovation Scorecard grades every state on 11 quantitative and qualitative criteria that measure how well it fosters innovation. Each state ranks in one of four tiers: Innovation Champions excel in almost all areas, followed by Innovation Leaders, which earn high scores in most. Innovation Adopters promote innovation in some areas but not others. Finally, Modest Innovators may support innovation in one or more areas, but they show the greatest room for improvement. Learn more about the Scorecard and its methodology on the web at cta.tech/scorecard.

About About Consumer Technology Association (CTA)[®]

As North America's largest technology trade association, CTA[®] is the tech sector. Our members are the world's leading innovators — from startups to global brands — helping support more than 18 million American jobs. CTA owns and produces CES[®] — the most powerful tech event in the world. Find us at [CTA.tech](https://cta.tech). Follow us [@CTATech](https://twitter.com/CTATech).

Contact

 scorecard@cta.tech

 [@CTATech](https://twitter.com/CTATech)

 [Consumer Technology Association](https://www.linkedin.com/company/consumer-technology-association)

 [@ConsumerTechnologyAssociation](https://www.facebook.com/ConsumerTechnologyAssociation)



What did Oklahoma do right?

Oklahoma scores very highly on Tort Reform metrics, with the third highest overall ranking. The state also performs well on Telehealth and Taxes, ranking fifth for its corporate tax system.



What can Oklahoma do better?

Oklahoma could improve its Mobility by reducing limitations on autonomous vehicle usage. It also scores relatively poorly for its Skilled Workforce where it has below half the national average of tech jobs and below the national average of workers with advanced degrees.



Grid Preparedness:

B-



Telehealth:

B



Tort Reform:

A+



Mobility:

C-



Blockchain:

C+



Data Privacy:

B



Manufacturing:

B-



Entrepreneurial & Small Business Activity:

C



Skilled Workforce:

C



Broadband:

B-



Taxes:

B

Areas of Innovation

CTA's Innovation Scorecard is formulated using a range of complementary factors that indicates how strongly a state supports innovation. These factors may relate to the regulation of newer mobility tech, data privacy rights, ease of doing business or infrastructure that support technological innovation.



Grid Preparedness

The state produces 4.3% of the nation's electricity supply, ranking seventh overall in production.



Taxes

Oklahoma scores 21st overall for its tax system. It scores particularly well for its corporate tax structure and unemployment insurance tax scheme, ranking fifth and sixth, respectively.



Telehealth

The state allows for reimbursement of a majority of Telehealth services.



Tort Reform

Oklahoma has the third highest overall score for Tort Reform. It boasts comprehensive speech coverage and grants the right to immediate appeals.

About the Scorecard

CTA's 2025 U.S. Innovation Scorecard grades every state on 11 quantitative and qualitative criteria that measure how well it fosters innovation. Each state ranks in one of four tiers: Innovation Champions excel in almost all areas, followed by Innovation Leaders, which earn high scores in most. Innovation Adopters promote innovation in some areas but not others. Finally, Modest Innovators may support innovation in one or more areas, but they show the greatest room for improvement. Learn more about the Scorecard and its methodology on the web at cta.tech/scorecard.

About About Consumer Technology Association (CTA)®

As North America's largest technology trade association, CTA® is the tech sector. Our members are the world's leading innovators — from startups to global brands — helping support more than 18 million American jobs. CTA owns and produces CES® — the most powerful tech event in the world. Find us at [CTA.tech](https://cta.tech). Follow us [@CTATech](https://twitter.com/CTATech).

Contact

 scorecard@cta.tech

 [@CTATech](https://twitter.com/CTATech)

 [Consumer Technology Association](https://www.linkedin.com/company/consumer-technology-association)

 [@ConsumerTechnologyAssociation](https://www.facebook.com/ConsumerTechnologyAssociation)



What did Oregon do right?

Oregon ranks in the top ten states for Tort Reform, with robust speech coverage, the right to an immediate appeal, and anti-SLAPP legislation. It also scores highly for Telehealth, and Grid Preparedness with low electricity consumption rates.

What can Oregon do better?

Oregon could improve its Blockchain by implementing definitions into legislation of cryptocurrency and virtual currency. The state also scores poorly on Mobility as autonomous vehicles are only permitted for testing and there are broad restrictions on drone usage.

	Grid Preparedness:	B+
	Telehealth:	A
	Tort Reform:	A-
	Mobility:	D
	Blockchain:	D+
	Data Privacy:	B
	Manufacturing:	B-
	Entrepreneurial & Small Business Activity:	C
	Skilled Workforce:	B-
	Broadband:	B-
	Taxes:	B

Areas of Innovation

CTA's Innovation Scorecard is formulated using a range of complementary factors that indicates how strongly a state supports innovation. These factors may relate to the regulation of newer mobility tech, data privacy rights, ease of doing business or infrastructure that support technological innovation.



Grid Preparedness

Oregon scores comparatively well on Grid Preparedness metrics as a low electricity consumer, ranking 41st nationally in consumption.



Taxes

Oregon scores comparatively well on Taxes, it ranks 30th overall, and fourth for sales taxes nationally.



Telehealth

The state allows for reimbursement on all Telehealth services.



Tort Reform

Oregon has implemented robust speech coverage laws, grants the right to immediate appeals and has anti-SLAPP legislation.


About the Scorecard

CTA's 2025 U.S. Innovation Scorecard grades every state on 11 quantitative and qualitative criteria that measure how well it fosters innovation. Each state ranks in one of four tiers: Innovation Champions excel in almost all areas, followed by Innovation Leaders, which earn high scores in most. Innovation Adopters promote innovation in some areas but not others. Finally, Modest Innovators may support innovation in one or more areas, but they show the greatest room for improvement. Learn more about the Scorecard and its methodology on the web at cta.tech/scorecard.

About About Consumer Technology Association (CTA)[®]

As North America's largest technology trade association, CTA[®] is the tech sector. Our members are the world's leading innovators — from startups to global brands — helping support more than 18 million American jobs. CTA owns and produces CES[®] — the most powerful tech event in the world. Find us at [CTA.tech](https://cta.tech). Follow us [@CTATech](https://twitter.com/CTATech).

Contact

 scorecard@cta.tech

 [@CTATech](https://twitter.com/CTATech)

 [Consumer Technology Association](https://www.linkedin.com/company/consumer-technology-association)

 [@ConsumerTechnologyAssociation](https://www.facebook.com/ConsumerTechnologyAssociation)

PENNSYLVANIA

★★ Innovation Adopter

U.S. Innovation Scorecard 2025

What did Pennsylvania do right?

Pennsylvania scores highly for Telehealth, having adopted comprehensive policies to facilitate remote healthcare. The state additionally performs well on Tort Reform indicators and scores relatively well on Broadband.

What can Pennsylvania do better?

Pennsylvania could improve its Skilled Workforce by giving workers the right to decide whether to join unions and by implementing broader laws to protect LGBTQ+ workers. Pennsylvania could also improve on Mobility by widening its scope on permitted uses of autonomous vehicles.

	Grid Preparedness:	C
	Telehealth:	A
	Tort Reform:	B+
	Mobility:	C-
	Blockchain:	C+
	Data Privacy:	B
	Manufacturing:	C+
	Entrepreneurial & Small Business Activity:	C+
	Skilled Workforce:	C-
	Broadband:	B
	Taxes:	C+

Areas of Innovation

CTA's Innovation Scorecard is formulated using a range of complementary factors that indicates how strongly a state supports innovation. These factors may relate to the regulation of newer mobility tech, data privacy rights, ease of doing business or infrastructure that support technological innovation.



Broadband

Pennsylvania scores in the top 48% of states for average download speeds. It additionally scores above the national average of overall combined scores.



Taxes

Pennsylvania ranks 34th overall for its tax system, and ninth for property taxes.



Telehealth

The state allows for reimbursement on all Telehealth services, scoring in the top 55% of states.



Tort Reform

Pennsylvania scores very highly on covered speech and grants the right to an immediate appeal. The state also scores highly on award costs and attorney fees.

About the Scorecard

CTA's 2025 U.S. Innovation Scorecard grades every state on 11 quantitative and qualitative criteria that measure how well it fosters innovation. Each state ranks in one of four tiers: Innovation Champions excel in almost all areas, followed by Innovation Leaders, which earn high scores in most. Innovation Adopters promote innovation in some areas but not others. Finally, Modest Innovators may support innovation in one or more areas, but they show the greatest room for improvement. Learn more about the Scorecard and its methodology on the web at cta.tech/scorecard.

About Consumer Technology Association (CTA)®

As North America's largest technology trade association, CTA® is the tech sector. Our members are the world's leading innovators — from startups to global brands — helping support more than 18 million American jobs. CTA owns and produces CES® — the most powerful tech event in the world. Find us at [CTA.tech](https://cta.tech). Follow us [@CTATech](https://twitter.com/CTATech).

Contact



scorecard@cta.tech



[@CTATech](https://twitter.com/CTATech)



[Consumer Technology Association](https://www.linkedin.com/company/consumer-technology-association)



[@ConsumerTechnologyAssociation](https://www.facebook.com/ConsumerTechnologyAssociation)



What did Rhode Island do right?

Rhode Island scores very highly on Broadband metrics, ranking first for its overall combined score. It also scores well on Blockchain having incorporated cryptocurrency definitions into state law. The state additionally has no restrictions on cryptomining.

What can Rhode Island do better?

Rhode Island could improve its Manufacturing sector, it scores below the national average of manufacturing contributions to its GDP and had the seventh lowest increase in manufacturers sine 2021. Rhode Island also has strict Data Privacy laws with few exemptions.

	Grid Preparedness:	C
	Telehealth:	C
	Tort Reform:	B-
	Mobility:	C-
	Blockchain:	B+
	Data Privacy:	C-
	Manufacturing:	D+
	Entrepreneurial & Small Business Activity:	C+
	Skilled Workforce:	B
	Broadband:	A+
	Taxes:	C+

Areas of Innovation

CTA's Innovation Scorecard is formulated using a range of complementary factors that indicates how strongly a state supports innovation. These factors may relate to the regulation of newer mobility tech, data privacy rights, ease of doing business or infrastructure that support technological innovation.



Blockchain

Cryptocurrencies, virtual currency and blockchains are incorporated into statutory definitions of monetary value. Rhode Island has no restrictions on cryptocurrency mining.



Broadband

Rhode Island boasts the highest overall combined score of Broadband metrics. It also ranks first for download speed, second for upload speed, and third for mobile upload speed.



Tort Reform

Rhode Island scores well on award of costs and attorney fee metrics. It also has covered speech and anti-SLAPP legislation in place.



Skilled Workforce

The workforce in Rhode Island has more advanced degrees than the national average. The state has also enacted laws to protect LGBTQ+ workers.

About the Scorecard

CTA's 2025 U.S. Innovation Scorecard grades every state on 11 quantitative and qualitative criteria that measure how well it fosters innovation. Each state ranks in one of four tiers: Innovation Champions excel in almost all areas, followed by Innovation Leaders, which earn high scores in most. Innovation Adopters promote innovation in some areas but not others. Finally, Modest Innovators may support innovation in one or more areas, but they show the greatest room for improvement. Learn more about the Scorecard and its methodology on the web at cta.tech/scorecard.

About About Consumer Technology Association (CTA)[®]

As North America's largest technology trade association, CTA[®] is the tech sector. Our members are the world's leading innovators — from startups to global brands — helping support more than 18 million American jobs. CTA owns and produces CES[®] — the most powerful tech event in the world. Find us at [CTA.tech](https://cta.tech). Follow us [@CTATech](https://twitter.com/CTATech).

Contact



scorecard@cta.tech



[@CTATech](https://twitter.com/CTATech)



[Consumer Technology Association](https://www.linkedin.com/company/consumer-technology-association)



[@ConsumerTechnologyAssociation](https://www.facebook.com/ConsumerTechnologyAssociation)

SOUTH CAROLINA



Innovation Adopter

U.S. Innovation Scorecard 2025

What did South Carolina do right?

South Carolina performs well on Grid Preparedness, consuming less electricity per capita than the national average while also producing more electricity than 58% of other states. It scores well on Broadband infrastructure with higher download speeds than 68% of other states.

What can South Carolina do better?

South Carolina scores poorly on Blockchain as it has not yet implemented cryptocurrency definitions into legislations and it does not allow decentralized autonomous organizations (DOAs) to be incorporated, organized, or recognized as legal entities. The state could improve its Mobility score by incorporating a statue on autonomous vehicles into its laws.



Grid Preparedness:

A-



Telehealth:

B



Tort Reform:

C



Mobility:

C-



Blockchain:

D+



Data Privacy:

B



Manufacturing:

B-



Entrepreneurial & Small Business Activity:

B-



Skilled Workforce:

C+



Broadband:

B



Taxes:

B-

Areas of Innovation

CTA's Innovation Scorecard is formulated using a range of complementary factors that indicates how strongly a state supports innovation. These factors may relate to the regulation of newer mobility tech, data privacy rights, ease of doing business or infrastructure that support technological innovation.



Broadband

South Carolina has higher than average median download speeds, ranking higher than 68% of other states. It also has higher than average overall combined upload and download speeds.



Grid Preparedness

South Carolina ranks 21st for electricity production and consumes less electricity per capita than the national average. Additionally, it contributes more to production than 29 other states.



Manufacturing

South Carolina ranks 12th for its manufacturing contributions to its GDP, placing it above 76% of states. It also has more manufacturers in its workforce than the national average.



Taxes

The state ranks 33rd overall for its tax structures, and 11th for corporate taxes.

About the Scorecard

CTA's 2025 U.S. Innovation Scorecard grades every state on 11 quantitative and qualitative criteria that measure how well it fosters innovation. Each state ranks in one of four tiers: Innovation Champions excel in almost all areas, followed by Innovation Leaders, which earn high scores in most. Innovation Adopters promote innovation in some areas but not others. Finally, Modest Innovators may support innovation in one or more areas, but they show the greatest room for improvement. Learn more about the Scorecard and its methodology on the web at cta.tech/scorecard.

About About Consumer Technology Association (CTA)®

As North America's largest technology trade association, CTA® is the tech sector. Our members are the world's leading innovators — from startups to global brands — helping support more than 18 million American jobs. CTA owns and produces CES® — the most powerful tech event in the world. Find us at [CTA.tech](https://cta.tech). Follow us [@CTATech](https://twitter.com/CTATech).

Contact

 scorecard@cta.tech

 [@CTATech](https://twitter.com/CTATech)

 [Consumer Technology Association](https://www.linkedin.com/company/consumer-technology-association)

 [@ConsumerTechnologyAssociation](https://www.facebook.com/ConsumerTechnologyAssociation)

SOUTH DAKOTA



Innovation Champion

U.S. Innovation Scorecard 2025



What did South Dakota do right?

South Dakota scores very well on Taxes, Telehealth, and Blockchain. It maintains a highly competitive tax structure, levying no corporate or individual income tax.



What can South Dakota do better?

South Dakota scores relatively poorly on Grid Preparedness, Manufacturing and Skilled Workforce. It only recorded a modest 2.58% growth in the number of manufacturers in the state in 2023, lagging behind the national average of 9.57%.



Grid Preparedness:

C-



Telehealth:

A



Tort Reform:

B-



Mobility:

B



Blockchain:

A-



Data Privacy:

B+



Manufacturing:

C-



Entrepreneurial & Small Business Activity:

B



Skilled Workforce:

C



Broadband:

B



Taxes:

A+



Areas of Innovation

CTA's Innovation Scorecard is formulated using a range of complementary factors that indicate how strongly a state supports innovation. These factors may relate to the regulation of newer mobility tech, data privacy rights, ease of doing business or infrastructure that supports technological innovation.



Blockchain

South Dakota has incorporated legal definitions of cryptocurrency and virtual currency into its legislation.



Broadband

South Dakota offers satisfactory internet speed, with its mobile and fixed broadband download speed ranking 24th and 35th nationally.



Taxes

South Dakota maintains a very competitive tax structure, levying no corporate or individual income tax.



Telehealth

South Dakota's Medicaid allows broad reimbursement options for remote healthcare services.


About the Scorecard

CTA's 2025 U.S. Innovation Scorecard grades every state on 11 quantitative and qualitative criteria that measure how well it fosters innovation. Each state ranks in one of four tiers: Innovation Champions excel in almost all areas, followed by Innovation Leaders, which earn high scores in most. Innovation Adopters promote innovation in some areas but not others. Finally, Modest Innovators may support innovation in one or more areas, but they show the greatest room for improvement. Learn more about the Scorecard and its methodology on the web at cta.tech/scorecard.

About Consumer Technology Association (CTA)®

As North America's largest technology trade association, CTA® is the tech sector. Our members are the world's leading innovators — from startups to global brands — helping support more than 18 million American jobs. CTA owns and produces CES® — the most powerful tech event in the world. Find us at [CTA.tech](https://cta.tech). Follow us [@CTAtech](https://twitter.com/CTAtech).

Contact

 scorecard@cta.tech

 [@CTAtech](https://twitter.com/CTAtech)

 [Consumer Technology Association](https://www.linkedin.com/company/consumer-technology-association)

 [@ConsumerTechnologyAssociation](https://www.facebook.com/ConsumerTechnologyAssociation)



What did Tennessee do right?

Tennessee scores highly for Data Privacy, balancing consumer privacy protections with reasonable fines for businesses found to be in breach. It also scores well for Tort Reform, Broadband and Taxes.



What can Tennessee do better?

Tennessee scores relatively poorly on Telehealth, lacking reimbursement options for remote patient monitoring and store-and-forward services. It also could improve its Blockchain and Skilled Workforce scores, potentially by improving statutory instruments on cryptocurrency and improving its LGBTQ+ laws.



Grid Preparedness:

B



Telehealth:

C



Tort Reform:

A-



Mobility:

B



Blockchain:

C+



Data Privacy:

A+



Manufacturing:

B-



Entrepreneurial & Small Business Activity:

B



Skilled Workforce:

C+



Broadband:

B+



Taxes:

B+



Areas of Innovation

CTA's Innovation Scorecard is formulated using a range of complementary factors that indicate how strongly a state supports innovation. These factors may relate to the regulation of newer mobility tech, data privacy rights, ease of doing business or infrastructure that supports technological innovation.



Broadband

Tennessee has excellent fixed broadband speeds, with the eighth highest download and upload speeds nationwide, and 93% of households have a broadband connection.



Data Privacy

Tennessee grants robust consumer protections, balanced with business requirements. This includes a relatively small scope for compliance with state data privacy laws.



Taxes

Tennessee has no state individual income tax, and the tenth best property tax structure nationwide.



Tort Reform

Tennessee scores very highly on covered speech and grants the right to an immediate appeal. The state also scores highly on award costs and attorney fees.

About the Scorecard

CTA's 2025 U.S. Innovation Scorecard grades every state on 11 quantitative and qualitative criteria that measure how well it fosters innovation. Each state ranks in one of four tiers: Innovation Champions excel in almost all areas, followed by Innovation Leaders, which earn high scores in most. Innovation Adopters promote innovation in some areas but not others. Finally, Modest Innovators may support innovation in one or more areas, but they show the greatest room for improvement. Learn more about the Scorecard and its methodology on the web at cta.tech/scorecard.

About Consumer Technology Association (CTA)®

As North America's largest technology trade association, CTA® is the tech sector. Our members are the world's leading innovators — from startups to global brands — helping support more than 18 million American jobs. CTA owns and produces CES® — the most powerful tech event in the world. Find us at [CTA.tech](https://cta.tech). Follow us [@CTATech](https://twitter.com/CTATech).

Contact



scorecard@cta.tech



[@CTATech](https://twitter.com/CTATech)



[Consumer Technology Association](https://www.linkedin.com/company/consumer-technology-association)



[@ConsumerTechnologyAssociation](https://www.facebook.com/ConsumerTechnologyAssociation)



What did Texas do right?

Texas scores highly for Telehealth, offering reimbursement for a wide range of remote health services. It also scores satisfactorily for Broadband and Taxes.



What can Texas do better?

Texas scores relatively poorly on Grid Preparedness and Blockchain. While it does not impose restrictions on cryptomining, Texas has yet to adopt amendments to the Uniform Commercial Code (UCC) intended to address digital assets.



Grid Preparedness:

C-



Telehealth:

A



Tort Reform:

B



Mobility:

B



Blockchain:

C+



Data Privacy:

B



Manufacturing:

B



Entrepreneurial & Small Business Activity:

B



Skilled Workforce:

B-



Broadband:

B+



Taxes:

B+



Areas of Innovation

CTA's Innovation Scorecard is formulated using a range of complementary factors that indicate how strongly a state supports innovation. These factors may relate to the regulation of newer mobility tech, data privacy rights, ease of doing business or infrastructure that supports technological innovation.



Broadband

Texas has generally good broadband connectivity, with its median fixed broadband download speed of 224.77 (Mbps) among the top ten in the country.



Taxes

Texas has adopted a generally business-friendly tax system, with no corporate income tax, although it does levy a state gross receipts tax.



Telehealth

Texas' Medicaid allows broad reimbursement options for remote healthcare services, including live video, audio-only, and asynchronous resources.



Tort Reform

Texas scores well on Tort Reform with laws on covered speech, Anti-SLAPP legislation, the right to immediate appeal, and expansive statutory interpretation instructions to courts.

About the Scorecard

CTA's 2025 U.S. Innovation Scorecard grades every state on 11 quantitative and qualitative criteria that measure how well it fosters innovation. Each state ranks in one of four tiers: Innovation Champions excel in almost all areas, followed by Innovation Leaders, which earn high scores in most. Innovation Adopters promote innovation in some areas but not others. Finally, Modest Innovators may support innovation in one or more areas, but they show the greatest room for improvement. Learn more about the Scorecard and its methodology on the web at cta.tech/scorecard.

About Consumer Technology Association (CTA)[®]

As North America's largest technology trade association, CTA[®] is the tech sector. Our members are the world's leading innovators — from startups to global brands — helping support more than 18 million American jobs. CTA owns and produces CES[®] — the most powerful tech event in the world. Find us at [CTA.tech](https://cta.tech). Follow us [@CTATech](https://twitter.com/CTATech).

Contact

 scorecard@cta.tech

 [@CTATech](https://twitter.com/CTATech)

 [Consumer Technology Association](https://www.linkedin.com/company/consumer-technology-association)

 [@ConsumerTechnologyAssociation](https://www.facebook.com/ConsumerTechnologyAssociation)



What did Utah do right?

Utah performs very well on Telehealth, Tort Reform, Blockchain, Skilled Workforce, and Broadband. It is one of the four states that allows for incorporation of decentralized autonomous organizations as legal entities.



What can Utah do better?

Utah scores relatively poorly in Manufacturing. Growth in its manufacturing workforce between 2018-2023 stood at 7.3%, lagging behind the national average of 10.7%.



	Grid Preparedness:	C+
	Telehealth:	A
	Tort Reform:	A-
	Mobility:	B
	Blockchain:	A-
	Data Privacy:	B-
	Manufacturing:	C+
	Entrepreneurial & Small Business Activity:	B+
	Skilled Workforce:	A-
	Broadband:	A-
	Taxes:	B

Areas of Innovation

CTA's Innovation Scorecard is formulated using a range of complementary factors that indicate how strongly a state supports innovation. These factors may relate to the regulation of newer mobility tech, data privacy rights, ease of doing business or infrastructure that supports technological innovation.



Blockchain

Utah is one of the few states that allow for the incorporation of decentralized autonomous organizations (DAOs) as legal entities.



Broadband

Utah ranks in the top ten for both fixed and mobile broadband download speed.



Skilled Workforce

Utah has a right-to-work law to protect workers from being forced to join a union.



Telehealth

Utah's Medicaid allows broad reimbursement options for remote healthcare services, including live video, audio-only, and asynchronous resources.

About the Scorecard

CTA's 2025 U.S. Innovation Scorecard grades every state on 11 quantitative and qualitative criteria that measure how well it fosters innovation. Each state ranks in one of four tiers: Innovation Champions excel in almost all areas, followed by Innovation Leaders, which earn high scores in most. Innovation Adopters promote innovation in some areas but not others. Finally, Modest Innovators may support innovation in one or more areas, but they show the greatest room for improvement. Learn more about the Scorecard and its methodology on the web at cta.tech/scorecard.

About CTA

As North America's largest technology trade association, CTA® is the tech sector. Our members are the world's leading innovators — from startups to global brands — helping support more than 18 million American jobs. CTA owns and produces CES® — the largest, most influential tech event in the world. Find us at [CTA.tech](https://cta.tech). Follow us [@CTATech](https://twitter.com/CTATech).

Contact



scorecard@cta.tech



[@CTATech](https://twitter.com/CTATech)



[Consumer Technology Association](https://www.consumer-technology.com)



[@ConsumerTechnologyAssociation](https://www.facebook.com/ConsumerTechnologyAssociation)



What did Vermont do right?

Vermont is among the top scorers for Telehealth, with its Medicaid providing coverage to a range of telehealth services for reimbursement. The state also maintains a crypto-friendly legal framework, and is one of four states that allows for the incorporation of decentralized autonomous organizations (DAOs) as legal entities.

What Vermont can do better?

Vermont could improve its Taxes, currently ranking 43rd nationally. It could also improve its Entrepreneurial & Small Business Activity as its recorded number of business applications over the past five years is the lowest in the country.



Grid Preparedness:

B



Telehealth:

A



Tort Reform:

A+



Mobility:

D



Blockchain:

A-



Data Privacy:

B+



Manufacturing:

C



Entrepreneurial & Small Business Activity:

B-



Skilled Workforce:

B+



Broadband:

D



Taxes:

C-

Areas of Innovation

CTA's Innovation Scorecard is formulated using a range of complementary factors that indicate how strongly a state supports innovation. These factors may relate to the regulation of newer mobility tech, data privacy rights, ease of doing business or infrastructure that supports technological innovation.



Blockchain

Vermont provides a statutory definition of virtual currency and allows for the incorporation of decentralized autonomous organizations (DAOs) as legal entities.



Telehealth

Vermont Medicaid provides reimbursement over live video, store-and-forward, remote patient monitoring, audio-only delivery and consent requirements.



Tort Reform

Vermont's tort system imposes one of the lowest burdens per household across the country, with U.S. \$2659 compared to the national average of U.S. \$3727.



Skilled Workforce

18.5% of Vermont's population holds advanced degrees compared to the national average of 13.7%.

About the Scorecard

CTA's 2025 U.S. Innovation Scorecard grades every state on 11 quantitative and qualitative criteria that measure how well it fosters innovation. Each state ranks in one of four tiers: Innovation Champions excel in almost all areas, followed by Innovation Leaders, which earn high scores in most. Innovation Adopters promote innovation in some areas but not others. Finally, Modest Innovators may support innovation in one or more areas, but they show the greatest room for improvement. Learn more about the Scorecard and its methodology on the web at cta.tech/scorecard.

About Consumer Technology Association (CTA)[®]

As North America's largest technology trade association, CTA[®] is the tech sector. Our members are the world's leading innovators — from startups to global brands — helping support more than 18 million American jobs. CTA owns and produces CES[®] — the most powerful tech event in the world. Find us at [CTA.tech](https://cta.tech). Follow us [@CTATech](https://twitter.com/CTATech).

Contact



scorecard@cta.tech



[@CTATech](https://twitter.com/CTATech)



[Consumer Technology Association](https://www.linkedin.com/company/consumer-technology-association)



[@ConsumerTechnologyAssociation](https://www.facebook.com/ConsumerTechnologyAssociation)



What did Virginia do right?

Virginia performs very well on Skilled Workforce, Telehealth, and Data Privacy. It has 74.96 tech jobs per 1000 population, exceeding the national average of 50.5 per 1000 population.



What can Virginia do better?

Virginia scores very poorly for Mobility as it has no statute for autonomous vehicles and imposes restrictions limiting the usage of drones.



	Grid Preparedness:	D+
	Telehealth:	A
	Tort Reform:	B-
	Mobility:	F
	Blockchain:	C+
	Data Privacy:	A-
	Manufacturing:	C
	Entrepreneurial & Small Business Activity:	B
	Skilled Workforce:	A+
	Broadband:	B+
	Taxes:	B

Areas of Innovation

CTA's Innovation Scorecard is formulated using a range of complementary factors that indicate how strongly a state supports innovation. These factors may relate to the regulation of newer mobility tech, data privacy rights, ease of doing business or infrastructure that supports technological innovation.



Broadband

Virginia ranks 19th out of 50 for its median download speeds over fixed broadband.



Data Privacy

Virginia has enacted the Consumer Data Protection Act and has a security breach notification requirement in place.



Skilled Workforce

Virginia has 74.96 tech jobs per 1000 population, considerably higher than the national average of 50.5 per 1000 population.



Telehealth

Virginia Medicaid provides reimbursement over live video, store-and-forward, remote patient monitoring, audio-only delivery and consent requirements.


About the Scorecard

CTA's 2025 U.S. Innovation Scorecard grades every state on 11 quantitative and qualitative criteria that measure how well it fosters innovation. Each state ranks in one of four tiers: Innovation Champions excel in almost all areas, followed by Innovation Leaders, which earn high scores in most. Innovation Adopters promote innovation in some areas but not others. Finally, Modest Innovators may support innovation in one or more areas, but they show the greatest room for improvement. Learn more about the Scorecard and its methodology on the web at cta.tech/scorecard.

About Consumer Technology Association (CTA)®

As North America's largest technology trade association, CTA® is the tech sector. Our members are the world's leading innovators — from startups to global brands — helping support more than 18 million American jobs. CTA owns and produces CES® — the most powerful tech event in the world. Find us at [CTA.tech](https://cta.tech). Follow us [@CTATech](https://twitter.com/CTATech).

Contact

 scorecard@cta.tech

 [@CTATech](https://twitter.com/CTATech)

 [Consumer Technology Association](https://www.linkedin.com/company/consumer-technology-association)

 [@ConsumerTechnologyAssociation](https://www.facebook.com/ConsumerTechnologyAssociation)

WASHINGTON



Innovation Champion

U.S. Innovation Scorecard 2025



What did Washington do right?

Washington performs very well on Telehealth, Blockchain and Entrepreneurial & Small Business Activity. It scores satisfactorily for Tort Reform, Data Privacy and Skilled Workforce as well.



What can Washington do better?

Washington scores relatively poorly on Taxes where it maintains a 6.5% state sales tax rate and an average combined state and local sales tax rate of 9.38%.



Grid Preparedness:

B-



Telehealth:

A



Tort Reform:

B+



Mobility:

C+



Blockchain:

A-



Data Privacy:

B+



Manufacturing:

C+



Entrepreneurial & Small Business Activity:

A-



Skilled Workforce:

B+



Broadband:

C



Taxes:

C-



Areas of Innovation

CTA's Innovation Scorecard is formulated using a range of complementary factors that indicate how strongly a state supports innovation. These factors may relate to the regulation of newer mobility tech, data privacy rights, ease of doing business or infrastructure that supports technological innovation.



Blockchain

Cryptocurrencies, virtual currency and blockchains are incorporated into Washington's statutory definitions of monetary value.



Entrepreneurial & Small Business Activity

Washington's total R&D investment per capita reaches \$6282, the highest of all states.



Telehealth

Washington's Medicaid allows broad reimbursement options for remote healthcare services, including live video, audio-only, and asynchronous resources.



Tort Reform

Washington's tort system burden per household is \$3502 per household in Washington, which is 17% lower than the national average.

About the Scorecard

CTA's 2025 U.S. Innovation Scorecard grades every state on 11 quantitative and qualitative criteria that measure how well it fosters innovation. Each state ranks in one of four tiers: Innovation Champions excel in almost all areas, followed by Innovation Leaders, which earn high scores in most. Innovation Adopters promote innovation in some areas but not others. Finally, Modest Innovators may support innovation in one or more areas, but they show the greatest room for improvement. Learn more about the Scorecard and its methodology on the web at cta.tech/scorecard.

About CTA

As North America's largest technology trade association, CTA® is the tech sector. Our members are the world's leading innovators — from startups to global brands — helping support more than 18 million American jobs. CTA owns and produces CES® — the largest, most influential tech event in the world. Find us at [CTA.tech](https://cta.tech). Follow us [@CTATech](https://twitter.com/CTATech).

Contact



scorecard@cta.tech



[@CTATech](https://twitter.com/CTATech)



[Consumer Technology Association](https://www.consumer-technology.com)



[@ConsumerTechnologyAssociation](https://www.facebook.com/ConsumerTechnologyAssociation)

WEST VIRGINIA

★★ Innovation Adopter

What did West Virginia do right?

West Virginia performs very well on Grid Preparedness, producing 5.9% of the nation's electricity supply. It also scores highly on Telehealth, allowing for a wide range of reimbursements for remote health services.

What can Wisconsin do better?

West Virginia scores poorly for Entrepreneurial & Small Business Activity, with the seventh lowest net job creation rate and the lowest amount of VC investments. The state also performs poorly on Blockchain as it has not incorporated cryptocurrency definitions into its legislation.

	Grid Preparedness:	A
	Telehealth:	A
	Tort Reform:	B
	Mobility:	B+
	Blockchain:	D+
	Data Privacy:	B
	Manufacturing:	C+
	Entrepreneurial & Small Business Activity:	D-
	Skilled Workforce:	C-
	Broadband:	C
	Taxes:	B

Areas of Innovation

CTA's Innovation Scorecard is formulated using a range of complementary factors that indicate how strongly a state supports innovation. These factors may relate to the regulation of newer mobility tech, data privacy rights, ease of doing business or infrastructure that supports technological innovation.



Grid Preparedness

West Virginia is the fifth largest energy producer nationally, contributing 5.9% of the U.S. production share.



Mobility

Fully autonomous vehicles are permitted to operate on public roads, subject to approvals.



Telehealth

West Virginia's Medicaid allows broad reimbursement options for remote healthcare services, including live video, audio-only, and asynchronous resources.



Tort Reform

The tort burden per household in West Virginia is below the national average.


About the Scorecard

CTA's 2025 U.S. Innovation Scorecard grades every state on 11 quantitative and qualitative criteria that measure how well it fosters innovation. Each state ranks in one of four tiers: Innovation Champions excel in almost all areas, followed by Innovation Leaders, which earn high scores in most. Innovation Adopters promote innovation in some areas but not others. Finally, Modest Innovators may support innovation in one or more areas, but they show the greatest room for improvement. Learn more about the Scorecard and its methodology on the web at cta.tech/scorecard.

About CTA

As North America's largest technology trade association, CTA® is the tech sector. Our members are the world's leading innovators — from startups to global brands — helping support more than 18 million American jobs. CTA owns and produces CES® — the largest, most influential tech event in the world. Find us at [CTA.tech](https://cta.tech). Follow us [@CTATech](https://twitter.com/CTATech).

Contact

 scorecard@cta.tech

 [@CTATech](https://twitter.com/CTATech)

 [Consumer Technology Association](https://www.linkedin.com/company/consumer-technology-association)

 [@ConsumerTechnologyAssociation](https://www.facebook.com/ConsumerTechnologyAssociation)

What did Wisconsin do right?

Wisconsin performs very well on Telehealth and scores satisfactorily for Data Privacy where it has enacted legislation to provide protections for sensitive data. The state also performs reasonably well on Skilled Workforce metrics.

What can Wisconsin do better?

Wisconsin scores poorly for Mobility, as it has no statute for autonomous vehicles on roads and has multiple legal restrictions on the usage of drones.

	Grid Preparedness:	B-
	Telehealth:	A
	Tort Reform:	B-
	Mobility:	F
	Blockchain:	D+
	Data Privacy:	B+
	Manufacturing:	C+
	Entrepreneurial & Small Business Activity:	C
	Skilled Workforce:	B+
	Broadband:	C
	Taxes:	B

Areas of Innovation

CTA's Innovation Scorecard is formulated using a range of complementary factors that indicate how strongly a state supports innovation. These factors may relate to the regulation of newer mobility tech, data privacy rights, ease of doing business or infrastructure that supports technological innovation.



Data Privacy

Wisconsin has enacted legislation to provide protections for sensitive data.



Skilled Workforce

Wisconsin has a right-to-work law that prevents compulsory unionism.



Taxes

Wisconsin ranks 19th overall in Taxes. It ranks sixth nationally for sales taxes and eighth for property taxes.



Telehealth

Wisconsin's Medicaid allows broad reimbursement options for remote healthcare services, including live video, audio-only, and asynchronous resources.

About the Scorecard

CTA's 2025 U.S. Innovation Scorecard grades every state on 11 quantitative and qualitative criteria that measure how well it fosters innovation. Each state ranks in one of four tiers: Innovation Champions excel in almost all areas, followed by Innovation Leaders, which earn high scores in most. Innovation Adopters promote innovation in some areas but not others. Finally, Modest Innovators may support innovation in one or more areas, but they show the greatest room for improvement. Learn more about the Scorecard and its methodology on the web at cta.tech/scorecard.

About CTA

As North America's largest technology trade association, CTA® is the tech sector. Our members are the world's leading innovators — from startups to global brands — helping support more than 18 million American jobs. CTA owns and produces CES® — the largest, most influential tech event in the world. Find us at [CTA.tech](https://cta.tech). Follow us [@CTAtech](https://twitter.com/CTAtech).

Contact



scorecard@cta.tech



[@CTATech](https://twitter.com/CTATech)



[Consumer Technology Association](https://www.linkedin.com/company/consumer-technology-association)



[@ConsumerTechnologyAssociation](https://www.facebook.com/ConsumerTechnologyAssociation)

What did Wyoming do right?

Wyoming performs very well on Grid Preparedness, Manufacturing and Taxes. It is the fourth largest energy producer by quantity and it levies no corporate or individual income tax.

What can Wyoming do better?

Wyoming scores poorly for Telehealth, with its Medicaid reimbursing only a limited range of telemedical services. It could also improve its Broadband, scoring below the national average on median upload and download speeds, and has the lowest overall combined score.

	Grid Preparedness:	A-
	Telehealth:	D
	Tort Reform:	B
	Mobility:	C-
	Blockchain:	B+
	Data Privacy:	B+
	Manufacturing:	A+
	Entrepreneurial & Small Business Activity:	B+
	Skilled Workforce:	C+
	Broadband:	F
	Taxes:	A+

Areas of Innovation

CTA's Innovation Scorecard is formulated using a range of complementary factors that indicate how strongly a state supports innovation. These factors may relate to the regulation of newer mobility tech, data privacy rights, ease of doing business or infrastructure that supports technological innovation.



Blockchain

Wyoming is one of the four states that allows for the incorporation of decentralised autonomous organisations (DAOs).



Grid Preparedness

Wyoming is the fourth largest energy producer by quantity.



Manufacturing

The state recorded a considerable (13%) increase in the share of manufacturing contribution to the state's GDP from 2021 to 2023.



Taxes

Wyoming maintains a very competitive tax system, levying no corporate or individual income tax.


About the Scorecard

CTA's 2025 U.S. Innovation Scorecard grades every state on 11 quantitative and qualitative criteria that measure how well it fosters innovation. Each state ranks in one of four tiers: Innovation Champions excel in almost all areas, followed by Innovation Leaders, which earn high scores in most. Innovation Adopters promote innovation in some areas but not others. Finally, Modest Innovators may support innovation in one or more areas, but they show the greatest room for improvement. Learn more about the Scorecard and its methodology on the web at cta.tech/scorecard.

About CTA

As North America's largest technology trade association, CTA® is the tech sector. Our members are the world's leading innovators — from startups to global brands — helping support more than 18 million American jobs. CTA owns and produces CES® — the largest, most influential tech event in the world. Find us at [CTA.tech](https://cta.tech). Follow us [@CTAtech](https://twitter.com/CTATech).

Contact

 scorecard@cta.tech

 [@CTATech](https://twitter.com/CTATech)

 [Consumer Technology Association](https://www.linkedin.com/company/consumer-technology-association)

 [@ConsumerTechnologyAssociation](https://www.facebook.com/ConsumerTechnologyAssociation)